

**DEMOCRATIC STATE PRIMARY ELECTION
JUNE 2, 2020**

PRECINCT	U.S. Senate					U.S. Congress District	Iowa Senate #50	Iowa House #57	Iowa House #58	Iowa House #99
	Michael Franken	Kimberly Graham	Theresa Greenfield	Eddie J. Mauro	Cal Woods					
1-Rockdale Methodist	7	12	21	2	0	40	40			40
2 Theisen's	8	8	18	2	0	35	35			35
3- ARC	1	2	13	2	0	16	16			18
4- EMC (Journey)	4	7	17	3	0	30	28			27
5- Arbor Oaks	3	8	18	4	1	33	32			30
6- Summit Church	4	15	24	5	0	45	47			
7-St Peter Lutheran	4	5	8	5	0	21	21			21
8- Emmaus	3	5	17	4	0	26	29			
9- Westminster	4	9	11	4	0	27	25			
10- Westminster	6	12	22	4	1	41	42			42
11- U.A.W. Hall	5	11	15	8	1	34	34			
12- Windsor Park	2	4	16	4	0	24	26			
13- Moose Lodge	2	5	15	3	1	27	25			
14- Sacred Heart	4	8	12	4	0	25	28			
15- Holy Trinity	2	12	11	3	1	30	27			
16-Elections Annex	6	11	16	6	1	40	38			
17- St John's	2	12	12	4	0	29	29			
18- Federal Building	3	14	17	8	0	40	35			38
19 - YMCA	5	14	23	5	0	45	46			45
20- Fogarty Hall	3	8	25	6	0	43	41			42
City Totals	78	182	331	86	6	651	644			338


DEMOCRATIC STATE PRIMARY ELECTION JUNE 2, 2020


Precinct.	U.S. Senate					U.S. Congress District One	Iowa Senate #50	Iowa House #57	Iowa House #58	Iowa House #99
	Michael Franken	Kimberly Graham	Theresa Greenfield	Eddie J. Mauro	Cal Woods					
31- Asbury City Hall	8	9	25	2	1	41	0	7		0
32- The Meadows	1	11	16	3	0	29		2		
33- Cascade City Hall	3	4	16	3	0	26			26	
34- Peosta Comm. Cntr.	4	9	11	4	0	26		2		
35- Luxemburg	1	2	5	1	0	9		1		
36- Hope Church	2	7	12	3	1	22	23			
37- Social Center	2	2	4	0	0	8		0		
38- Social Center	0	1	7	0	0	8		1		
39- DYV Theisens	0	2	9	2	0	14		1		
40- Farley Memorial	1	3	5	1	0	9		1		
41- Epworth	2	3	5	1	1	12		0		
42- SS Peter & Paul	1	5	3	0	0	9		0		
43- Key West Fire	3	2	12	4	0	19		0	0	
44- Bernard Fire	0	1	2	0	0	3		0		
45- Swiss Valley	3	4	11	2	0	18		3		
Rural Total	31	65	143	26	3	253	23	18	26	0
46- Absentee	2,509	1,399	5,635	1,017	161	10,538	7,177	220	274	4,133
Totals	2,618	1,646	6,109	1,129	170	11,442	7,844	238	300	4,471

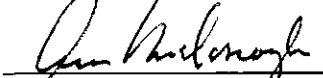
We the undersigned, members of the Board of Supervisors and ex officio Board of Canvassers for Dubuque County, Iowa, according to section 43.49 Code of Iowa, do hereby certify that the foregoing is a true and correct abstract of the votes cast in the Primary Election in said county on the 2nd day of June, 2020 for the various candidates as shown by the official canvass of the returns from the townships and election precincts.

In testimony whereof, we have hereunto set out hands and caused this to be attested to and sealed by the County Auditor and Commissioner of Elections of Dubuque County this 8th day of June, 2020.

Member ATTEST:


Denise M. Dolan, County Auditor and
Commissioner of Elections


David Baker, Chair


Ann McDonough, Member

Jay Wickham,

**DEMOCRATIC STATE PRIMARY ELECTION
JUNE 2, 2020**

Precinct.	Iowa House #100		Supervisor	Auditor	Sheriff	Total Voters		
	Grant Davis	Charles Isenhart				David J. Baker	Kevin Dragotto	Joseph L. Kennedy
1-Rockdale Methodist			35	37	37	42	449	491
2- Theisen's			32	31	34	36	541	577
3- ARC			16	14	13	18	285	303
4- EMC (Journey)			27	29	30	31	501	532
5- Arbor Oaks	0	2	33	32	33	34	536	570
6- Summit Church	20	29	44	45	45	49	374	423
7-St. Peter Lutheran			21	20	22	22	610	632
8- Emmaus	7	22	26	24	26	30	304	334
9- Westminster	7	21	26	25	23	29	246	275
10- Westminster			38	40	40	45	387	432
11- U.A.W. Hall	5	34	32	35	35	41	312	353
12- Windsor Park	5	20	22	23	22	28	519	547
13- Moose Lodge	5	20	25	24	25	27	242	269
14- Sacred Heart Church	7	22	28	27	26	29	165	194
15- Holy Trinity Church	10	19	27	28	26	31	341	372
16- Elections Annex	8	33	39	38	37	41	162	203
17- St John's	10	20	27	26	26	31	129	160
18- Federal Building			35	36	36	43	227	270
19 - YMCA			44	44	45	47	380	427
20- Fogarty Hall			39	39	39	44	521	565
City Totals	84	242	616	617	620	698	7,231	7,929

**DEMOCRATIC STATE PRIMARY
ELECTION JUNE 2, 2020**

Precinct	Iowa House #100		Supervisor	Auditor	Sheriff	Total Voters		
	Grant Davis	Charles Isenhart				David J. Baker	Kevin Dragotto	Joseph L. Kennedy
31- Asbury City Hall			41	37	45	45	450	495
32- The Meadows			29	30	29	31	445	476
33- Cascade City Hall			23	21	23	26	308	334
34- Peosta Comm. Center			27	26	27	28	422	450
35- Luxemburg City Hall			7	8	8	9	198	207
36- Hope Church	7	15	21	18	24	25	294	319
37- Social Center			7	7	8	8	103	111
38- Social Center			7	6	7	8	91	99
39- DYV Theisens			13	13	15	15	199	214
40- Farley Memorial Hall			9	10	10	10	149	159
41- Epworth			11	12	12	13	324	337
42- SS Peter & Paul Sch			8	9	9	9	331	340
43- Key West Fire			19	20	19	21	417	438
44- Bernard Fire			3	3	3	3	58	61
45- Swiss Valley			16	16	19	20	242	262
Rural Total	7	15	241	236	258	271	4,031	4,302
Absentee	507	2,500	9,331	9,616	10,445			
Totals	598	2,757	10,187	10,469	11,323	969	11,262	12,231

**REPUBLICAN STATE PRIMARY ELECTION
JUNE 2, 2020**

Precinct	U.S. Senate	U.S. Congress District One		Iowa Senate #50	Iowa House #57	Iowa House #58	Iowa House #99	Iowa House #100
	Joni Ernst	Thomas Hansen	Ashley Hinson	Jennifer Smith	Shannon Lundgren	Steven P. Bradley	Pauline Chilton	Write-Ins
1-Rockdale Methodist	68	19	51	64			63	
2- Theisen's	30	1	32	29			29	
3- Area Residential Care	12	1	11	12			11	
4- EMC (Journey)	35	9	25	34			34	
5- Arbor Oaks	31	7	26	30			29	0
6- Summit Church	36	4	33	33				2
7-St. Peter Lutheran	33	7	27	29			32	
8- Emmaus	17	5	12	15				1
9- Westminster	20	5	15	20				2
10- Westminster	24	7	17	24			22	
11- U.A.W. Hall	33	7	28	33				6
12- Windsor Park	26	7	20	24				1
13- Moose Lodge	18	5	13	14				1
14- Sacred Heart	13	5	8	12				1
15- Holy Trinity	15	8	10	16				2
16- Elections Annex	5	0	5	5				1
17- St John's	10	5	4	8				4
18- Federal Building	12	6	6	9			10	
19 - YMCA	17	5	12	16			16	
20- Fogarty Hall	29	4	25	28			27	
City Totals	484	117	380	455			273	21

**REPUBLICAN STATE PRIMARY
ELECTION JUNE 2, 2020**

Precinct	U.S. Senate	U.S. Congress District One		Iowa Senate #50	Iowa House #57	Iowa House #58	Iowa House #99	Iowa House #100
		Joni Ernst	Thomas Hansen					
31- Asbury City Hall	39	7	33	0	40		0	
32- The Meadows	43	4	40		43			
33- Cascade City Hall	40	4	36			41		
34- Peosta Comm. Center	75	11	65		74			
35- Luxemburg City Hall	19	2	17		19			
36- Hope Church	28	7	23	27				1
37- Social Center	14	1	13		14			
38- Social Center	11	1	10		10			
39- DYV Theisens	30	7	22		28			
40- Farley	6	2	5		7			
41- Epworth	28	8	21		28			
42- SS Peter & Paul Sch	40	5	33		39			
43- Key West Fire	44	9	34		41	1		
44- Bernard Fire	1	0	1		1			
45- Swiss Valley	38	8	29		37			
Rural Total	456	76	382	27	381	42	0	1
46- Absentee	5,243	1,203	4,230	2,536	2,441	170	1,466	60
Totals	6,183	1,396	4,992	3,018	2,822	212	1,739	82

**REPUBLICAN STATE PRIMARY ELECTION
JUNE 2, 2020**

Precinct	Board of Supervisors	Auditor	Sheriff	Total Voters		
	Harley V. Pothoff	Write-ins	Write-ins	Rep Voters	Absentee Received	Total
1-Rockdale Methodist Ch.	60	3	4	70	241	311
2- Theisen's	29	2	2	34	241	275
3- Area Residential Care	10	0	0	12	125	137
4- EMC (Journey)	33	0	2	35	238	273
5- Arbor Oaks	29	3	4	34	238	272
6- Summit Church	33	1	1	38	190	228
7-St. Peter Lutheran	30	1	4	35	210	245
8- Emmaus	16	1	1	17	118	135
9- Westminster	19	1	1	21	101	122
10- Westminster	22	3	3	24	111	135
11- U.A.W. Hall	32	3	3	35	114	149
12- Windsor Park	24	2	2	28	161	189
13- Moose Lodge	15	2	1	19	79	98
14- Sacred Heart Church	12	1	2	13	47	60
15- Holy Trinity Church	17	2	2	18	113	131
16- Election Annex	6	0	0	6	26	32
17- St John's	10	4	3	11	30	41
18- Federal Building	10	3	2	13	47	60
19 - YMCA	16	0	0	17	102	119
20- Fogarty Hall	26	1	1	29	134	163
City Totals	449	33	38	509	2,666	3,175

**REPUBLICAN STATE
PRIMARY ELECTION
JUNE 2, 2020**

Precinct	Board of Supervisors	Auditor	Sheriff	Total Voters		
	Harley V. Pothoff	Write-ins	Write-ins	Rep Voter	Absentee Received	Total
31- Asbury City Hall	35	4	5	40	261	301
32- The Meadows	42	2	3	46	310	356
33- Cascade City Hall	35	0	0	41	175	216
34- Peosta Comm. Center	71	6	6	77	369	446
35- Luxemburg City Hall	16	0	0	19	253	272
36- Hope Church	29	1	1	31	218	249
37- Social Center	12	1	1	14	141	155
38- Social Center	11	0	0	11	104	115
39- DYV Theisens	23	2	4	30	266	296
40- Farley	7	1	0	8	99	107
41- Epworth	22	0	0	29	161	190
42- SS Peter & Paul Sch	37	1	2	41	243	284
43-Key West Fire	31	0	0	45	205	250
44- Bernard Fire	1	0	0	1	51	52
45- Swiss Valley	35	0	2	39	177	216
Rural Total	407	18	24	472	3,033	3,505
46- Absentee	4,843	203	257			
Totals	5,699	254	319	981	5,699	6,680

STATE PRIMARY STATS
JUNE 2, 2020

Precinct	REGISTERED VOTERS				VOTERS		
	DEM	REP	NP/Other	TOTAL	DEM	REP	TOTAL
	<i>*as of 5/18/2020</i>						
1-Rockdale Methodist Ch.	1,005	864	740	2,609	491	311	802
2- Theisen's	1,153	740	612	2,505	577	275	852
3- Area Residential Care	698	393	448	1,539	303	137	440
4- EMC (Journey)	1,195	776	967	2,938	532	273	805
5- Arbor Oaks	1,116	665	645	2,426	570	272	842
6- Summit Church	902	613	601	2,116	423	228	651
7-St. Peter Lutheran	1,235	623	693	2,551	632	245	877
8- Emmaus	653	431	448	1,532	334	135	469
9- Westminster	946	586	805	2,337	275	122	397
10- Westminster	1,196	554	921	2,671	432	135	567
11- U.A.W. Hall	870	464	645	1,979	353	149	502
12- Windsor Park	1,131	520	663	2,314	547	189	736
13- Moose Lodge	807	345	598	1,750	269	98	367
14- Sacred Heart Church	788	246	612	1,646	194	60	254
15- Holy Trinity Church	936	418	611	1,965	372	131	503
16- Elections Annex	667	246	474	1,387	203	32	235
17- St John's	639	265	515	1,419	160	41	201
18- Federal Building	910	314	662	1,886	270	60	330
19 - YMCA	961	390	605	1,956	427	119	546
20- Fogarty Hall	1,071	551	565	2,187	565	163	728
City Totals	18,879	10,004	12,830	41,713	7,929	3,175	11,104

**STATE PRIMARY STATS
JUNE 2, 2020**

Precinct	REGISTERED VOTERS				VOTERS		
	Dem	Rep	NP/Other	TOTAL	DEM	REP	TOTALS
31- Asbury City Hall	1,029	711	712	2,452	495	301	796
32- The Meadows	996	1067	914	2,977	476	356	832
33- Cascade City Hall	660	497	678	1,835	334	216	550
34- Peosta Comm. Center	1,031	1122	979	3,132	450	446	896
35- Luxemburg City Hall	529	688	531	1,748	207	272	479
36- Hope Church	722	755	623	2,100	319	249	568
37- Social Center	264	241	333	838	111	155	266
38- Social Center	290	307	300	897	99	115	214
39- DYV Theisens	531	765	609	1,905	214	296	510
40- Farley	403	265	406	1,074	159	107	266
41- Epworth	829	529	692	2,050	337	190	527
42- SS Peter & Paul Sch	802	748	645	2,195	340	284	624
43-Key West Fire	997	834	837	2,668	438	250	688
44- Bernard Fire	175	147	133	455	61	52	113
45- Swiss Valley	608	624	587	1,819	262	216	478
Rural Total	9,866	9,300	8,979	28,145	4,302	3,505	7,807
Totals	28,745	19,304	21,809	69,858	12,231	6,680	18,911

**STATE PRIMARY STATISTICS—AT THE POLLS
JUNE 2, 2020**

PCT.	POLITICAL PARTY CHANGES—At the Polls					
	Rep - Dem	NP - Dem	Other- DEM	Dem - Rep	NP - Rep	Other- Rep
1- Rockdale Methodist	1	6	0	5	8	0
2- Theisens	1	3	0	2	3	0
3- ARC Building	1	1	0	2	1	0
4- EMC (Journey)	0	5	0	1	7	0
5- Arbor Oaks	1	2	0	2	5	1
6- Summit	1	5	0	3	6	0
7- St. Peter Lutheran Church	0	4	0	5	2	0
8- Emmaus Bible College	0	2	0	1	4	0
9- Westminster	0	2	0	1	1	0
10- Westminster	2	1	0	2	3	1
11- UAW Hall	0	5	0	3	5	0
12- Windsor Park	2	4	0	3	8	0
13- Moose Lodge	1	2	0	3	2	0
14- Sacred Heart	1	5	0	1	3	0
15- Holy Trinity	1	1	1	5	3	1
16- Election Annex	1	6	1	1	4	0
17- St John's	0	4	0	1	0	0
18- Federal Building	0	7	0	1	4	0
19- YMCA Building	0	7	0	4	2	1
20- Fogarty Hall Center	3	10	0	1	4	0
City Totals	16	82	2	47	75	4

PCT.	POLITICAL PARTY CHANGES-AT THE POLLS					
	Rep - Dem	NP - Dem	Other- Dem	Dem- Rep	NP - Rep	Other - Rep
31-Asbury City Hall	3	5	0	3	4	0
32-The Meadows Golf	1	2	0	8	5	1
33-Cascade City Hall	2	6	0	5	8	0
34- Peosta Community	2	2	0	2	5	0
35-Luxemburg C.H.	0	1	1	0	1	0
36- Hope Church	1	3	0	2	4	1
37- Dyersville Social Center	0	1	0	0	3	0
38- Dyersville Social Center	0	1	0	0	1	0
39- DYV Theisens	0	0	0	3	1	0
40- Farley	1	0	0	0	2	0
41-Epworth Council	1	2	0	5	8	0
42-SS Peter & Paul School	2	1	0	4	10	0
43- Key West Fire	0	3	1	3	7	0
44- Bernard Fire	0	0	0	1	2	0
45- Swiss Valley	0	4	0	4	6	0
Rural Total	11	31	2	40	67	2
Totals	27	113	4	87	142	6

**STATE PRIMARY STATISTICS
JUNE 2, 2020**

	TOTAL VOTES (POLLS AND ABSENTEE)				
	Registered	DEM	REP	TOTAL	Percent
1- Rockdale Methodist	2,609	491	311	802	30.74%
2- Theisens	2,505	577	275	852	34.01%
3- ARC Building	1,539	303	137	440	28.59%
4- EMC (Journey)	2,938	532	273	805	27.40%
5-Arobor Oaks Bible Chapel	2,426	570	272	842	34.71%
6- Summit	2,116	423	228	651	30.77%
7-St. Peter Lutheran Church	2,551	632	245	877	34.38%
8-Emmaus	1,532	334	135	469	30.61%
9-Westminster	2,337	275	122	397	16.99%
10- Westminster	2,671	432	135	567	21.23%
11-UAW Local 94 Hall	1,979	353	149	502	25.37%
12-Windsor Park	2,314	547	189	736	31.81%
13-Moose Lodge	1,750	269	98	367	20.97%
14-Sacred Heart	1,646	194	60	254	15.43%
15- Holy Trinity	1,965	372	131	503	25.60%
16-Election Annex	1,387	203	32	235	16.94%
17-St John's	1,419	160	41	201	14.16%
18-Federal Building	1,886	270	60	330	17.50%
19-YMCA Building	1,956	427	119	546	27.91%
20-Fogarty Hall Center	2,187	565	163	728	33.29%
City Totals	41,713	7,929	3,175	11,104	26.62%

**STATE PRIMARY STATISTICS
JUNE 2, 2020**

	VOTERS TOTAL VOTES (POLLS AND ABSENTEE)				
	REGISTERD	DEM	REP	TOTAL	PERCENT
31-Asbury City Hall	2,452	495	301	796	32.46%
32-The Meadows Golf	2,977	476	356	832	27.95%
33-Cascade City Hall	1,835	334	216	550	29.97%
34- Peosta Community	3,132	450	446	896	28.61%
35-Luxemburg C.H.	1,748	207	272	479	27.40%
36- Hope Church	2,100	319	249	568	27.05%
37- Social Center	838	111	155	266	31.74%
38- Social Center	897	99	115	214	23.86%
39- DYV Theisens	1,905	214	296	510	26.77%
40- Farley Memorial Hall	1,074	159	107	266	24.77%
41-Epworth Council	2,050	337	190	527	25.71%
42-SS Peter & Paul Sch	2,195	340	284	624	28.43%
43- Key West Fire	2,668	438	250	688	25.79%
44- Bernard Fire	455	61	52	113	24.84%
45- Swiss Valley	1,819	262	216	478	26.28%
Rural Total	28,145	4,302	3,505	7,807	27.74%
Totals	69,858	12,231	6,680	18,911	27.07%

DEMOCRATIC STATE PRIMARY ELECTION—ABSENTEE JUNE 2, 2020

PRECINCT	U.S. Senate					U.S. Congress District	Iowa Senate #50	Iowa House #57	Iowa House #58	Iowa House #99
	Michael Franken	Kimberly Graham	Theresa Greenfield	Eddie J. Mauro	Cal Woods					
1-Rockdale Methodist	120	54	214	38	5	424	432			414
2 Theisen's	136	52	303	32	2	518	528			515
3- ARC	54	36	149	28	3	265	270			259
4- EMC (Journey)	100	69	226	70	5	482	485			472
5- Arbor Oaks	130	77	245	52	3	502	503			497
6- Summit Church	74	53	182	40	7	356	356			
7-St Peter Lutheran	125	97	304	50	8	568	582			560
8- Emmaus	59	29	159	41	1	291	298			
9- Westminster	48	37	129	24	3	232	238			
10- Westminster	86	66	178	35	3	370	373			367
11- U.A.W. Hall	68	42	152	37	4	293	293			
12- Windsor Park	90	68	278	49	8	482	499			
13- Moose Lodge	40	23	130	31	5	225	227			
14- Sacred Heart	26	27	71	32	2	153	161			
15- Holy Trinity	76	50	169	28	2	321	326			
16-Elections Annex	24	44	67	19	3	151	153			
17- St John's	28	26	51	20	1	124	124			
18- Federal Building	58	42	101	12	4	206	207			208
19 - YMCA	81	57	200	32	3	355	360			361
20- Fogarty Hall	154	73	219	44	7	481	484			479
City Totals	1,577	1,022	3,527	714	79	6,799	6,899			4,132

**DEMOCRATIC STATE PRIMARY
ELECTION—ABSENTEE JUNE 2, 2020**

Precinct.	U.S. Senate					U.S. Congress District One	Iowa Senate #50	Iowa House #57	Iowa House #58	Iowa House #99
	Michael Franken	Kimberly Graham	Theresa Greenfield	Eddie J. Mauro	Cal Woods					
31- Asbury City Hall	110	56	234	28	4	426	0	28		0
32- The Meadows	104	42	238	36	6	418		27		
33- Cascade City Hall	46	27	191	19	6	282			272	
34- Peosta Comm. Cntr.	90	40	225	43	4	390		22		
35- Luxemburg	62	13	87	13	8	178		11		
36- Hope Church	89	23	131	21	10	274	277			
37- Social Center	19	13	58	5	1	98		10		
38- Social Center	16	10	49	4	5	83		6		
39- DYV Theisens	40	22	102	17	4	180		7		
40- Farley Memorial	35	14	66	12	10	142		12		
41- Epworth	88	19	159	29	9	301		15		
42- SS Peter & Paul	84	35	176	22	1	307		29		
43-Key West Fire	84	33	238	29	9	387		34	2	
44- Bernard Fire	13	7	25	6	0	50		4		
45- Swiss Valley	52	23	128	19	5	222		15		
Rural Total	932	377	2,107	303	82	3,738	277	220	274	0
Totals	2,509	1,399	5,634	1,017	161	10,537	7,176	220	274	4,132

**DEMOCRATIC STATE PRIMARY ELECTION
ABSENTEE JUNE 2, 2020**

Precinct.	Iowa House #100		Supervisor	Auditor	Sheriff	Total Voters
	Grant Davis	Charles Isenhart				
1-Rockdale Methodist			382	387	420	449
2- Theisen's			469	479	511	541
3- ARC			244	246	263	285
4- EMC (Journey)			441	439	471	501
5- Arbor Oaks	0	3	441	456	494	536
6- Summit Church	54	307	319	332	338	374
7-St. Peter Lutheran			512	526	575	610
8- Emmaus	34	265	260	268	288	301
9- Westminster	29	214	209	221	232	246
10- Westminster			340	347	362	387
11- U.A.W. Hall	56	244	271	269	295	312
12- Windsor Park	76	425	448	437	481	519
13- Moose Lodge	38	194	209	204	226	242
14- Sacred Heart Church	40	123	140	144	154	165
15- Holy Trinity Church	54	282	294	303	324	341
16- Elections Annex	41	118	137	141	142	162
17- St John's	23	105	105	111	117	129
18- Federal Building			190	195	197	227
19 - YMCA			316	325	347	380
20- Fogarty Hall			435	442	472	521
City Totals	445	2,280	6,162	6,272	6,709	7,231

**DEMOCRATIC STATE PRIMARY
ELECTION--ABSENTEES JUNE 2, 2020**

Precinct	Iowa House #100		Supervisor	Auditor	Sheriff	Total Voters
	Grant Davis	Charles Isenhart				
31- Asbury City Hall			344	371	404	450
32- The Meadows			343	370	404	445
33- Cascade City Hall			268	268	294	308
34- Peosta Comm. Center			336	358	403	422
35- Luxemburg City Hall			153	160	186	198
36- Hope Church	62	220	224	238	269	294
37- Social Center			85	89	99	103
38- Social Center			79	81	89	91
39- DYV Theisens			162	168	189	199
40- Farley Memorial Hall			112	122	139	149
41- Epworth			240	260	308	324
42- SS Peter & Paul Sch			249	264	295	331
43-Key West Fire			330	339	367	417
44- Bernard Fire			49	50	54	58
45- Swiss Valley			194	205	235	242
Rural Total	62	220	3,168	3,343	3,735	4,031
Totals	507	2,500	9,330	9,615	10,444	11,262

**REPUBLICAN STATE PRIMARY ELECTION--ABSENTEE
JUNE 2, 2020**

Precinct	U.S. Senate	U.S. Congress District One		Iowa Senate #50	Iowa House #57	Iowa House #58	Iowa House #99	Iowa House #100
	Joni Ernst	Thomas Hansen	Ashley Hinson	Jennifer Smith	Shannon Lundgren	Steven P. Bradley	Pauline Chilton	Write-Ins
1-Rockdale Methodist	229	52	177	212			208	
2- Theisen's	227	40	179	210			213	
3- Area Residential Care	115	40	81	106			106	
4- EMC (Journey)	221	38	187	214			211	
5- Arbor Oaks	219	47	185	214			209	0
6- Summit Church	181	46	138	171				5
7-St. Peter Lutheran	195	60	143	184			183	
8- Emmaus	106	16	94	99				4
9- Westminster	88	23	70	86				4
10- Westminster	100	25	84	101			101	
11- U.A.W. Hall	110	28	81	101				8
12- Windsor Park	148	42	109	142				7
13- Moose Lodge	69	24	54	76				4
14- Sacred Heart	43	7	34	41				1
15- Holy Trinity	98	30	76	98				9
16- Elections Annex	23	10	15	23				6
17- St John's	30	12	18	27				3
18- Federal Building	42	16	31	43			43	
19 - YMCA	93	17	79	86			84	
20- Fogarty Hall	118	32	93	113			108	
City Totals	2,455	605	1,928	2,347			1,466	51

REPUBLICAN STATE PRIMARY ELECTION - ABSENTEE

JUNE 2, 2020

Precinct	U.S. Senate	U.S. Congress District One		Iowa Senate #50	Iowa House #57	Iowa House #58	Iowa House #99	Iowa House #100
	Joni Ernst	Thomas Hansen	Ashley Hinson	Jennifer Smith	Shannon Lundgren	Steven P. Bradley	Pauline Chilton	Write-Ins
31- Asbury City Hall	238	68	183	0	242		0	
32- The Meadows	289	63	242		295			
33- Cascade City Hall	161	31	137			167		
34- Peosta Comm. Center	345	61	290		350			
35- Luxemburg City Hall	228	54	188		231			
36- Hope Church	207	36	171	189				9
37- Social Center	130	26	107		128			
38- Social Center	91	11	86		94			
39- DYV Theisens	245	46	213		243			
40- Farley	88	19	79		91			
41- Epworth	151	35	118		148			
42- SS Peter & Paul Sch	214	52	173		217			
43- Key West Fire	191	44	148		187	3		
44- Bernard Fire	47	11	40		49			
45- Swiss Valley	163	41	127		166			
Rural Total	2,788	598	2,302	189	2,441	170	0	9
Totals	5,243	1,203	4,230	2,536	2,441	170	1,466	60

**REPUBLICAN STATE PRIMARY ELECTION -
ABSENTEE JUNE 2, 2020**

Precinct	Board of Supervisors	Auditor	Sheriff	Total Voters
	Harley V. Pothoff	Write-ins	Write-ins	Absentee Received
1-Rockdale Methodist Ch.	206	7	10	241
2- Theisen's	209	11	8	241
3- Area Residential Care	106	6	2	125
4- EMC (Journey)	214	8	13	238
5- Arbor Oaks	207	7	7	238
6- Summit Church	167	5	5	190
7-St. Peter Lutheran	180	6	9	210
8- Emmaus	98	6	3	118
9- Westminster	83	3	6	101
10- Westminster	96	8	6	111
11- U.A.W. Hall	104	7	7	114
12- Windsor Park	143	8	10	161
13- Moose Lodge	73	6	4	79
14- Sacred Heart Church	39	2	1	47
15- Holy Trinity Church	96	8	8	113
16- Election Annex	21	2	4	26
17- St John's	27	1	2	30
18- Federal Building	41	6	4	47
19 - YMCA	83	6	9	102
20- Fogarty Hall	114	8	7	134
City Totals	2,307	121	125	2,666

**REPUBLICAN STATE PRIMARY
ELECTION—ABSENTEE JUNE 2, 2020**

Precinct	Board of Supervisors	Auditor	Sheriff	Total Voters
	Harley V. Pothoff	Write-ins	Write-ins	Absentee Received
31- Asbury City Hall	215	9	7	261
32- The Meadows	263	8	12	310
33- Cascade City Hall	148	4	5	175
34- Peosta Comm. Center	312	5	14	369
35- Luxemburg City Hall	218	5	12	253
36- Hope Church	186	5	12	218
37- Social Center	101	5	8	141
38- Social Center	85	2	3	104
39- DYV Theisens	217	4	10	266
40- Farley	84	1	1	99
41- Epworth	139	10	15	161
42- SS Peter & Paul Sch	202	8	12	243
43-Key West Fire	172	11	12	205
44- Bernard Fire	46	0	0	51
45- Swiss Valley	148	5	9	177
Rural Total	2,536	82	132	3,033
Totals	4,843	203	257	5,699

**STATE PRIMARY STATISTICS
JUNE 2, 2020**

	ABSENTEE BALLOT REQUESTS			BALLOTS RETURNED		
	DEM	REP	TOTAL	DEM	REP	TOTAL
1- Rockdale Methodist	537	340	877	452	254	706
2- Theisens	643	318	961	554	252	806
3- ARC Building	323	181	504	290	132	422
4- EMC (Journey)	615	324	939	510	245	755
5- Arbor Oaks Bible Chapel	632	322	954	546	241	787
6- Summit	453	270	723	379	194	573
7- St. Peter Lutheran Church	671	277	948	614	215	829
8- Emmaus	362	166	528	309	124	433
9- Westminster	296	141	437	253	103	356
10- Westminster	460	168	628	392	112	504
11- UAW Hall	390	160	550	318	119	437
12- Windsor Park	622	239	861	524	163	687
13- Moose Lodge	298	120	418	246	80	326
14- Sacred Heart	214	78	292	170	50	220
15- Holy Trinity	398	151	549	348	113	461
16- Election Annex	204	53	257	167	30	197
17- St John's	162	46	208	132	30	162
18- Federal Building	288	67	355	232	48	280
19- YMCA Building	448	142	590	379	105	484
20- Fogarty Hall Center	611	201	812	526	139	665
City Totals	8,627	3,764	12,391	7,341	2,749	10,090

**STATE PRIMARY STATISTICS
JUNE 2, 2020**

	ABSENTEE BALLOT REQUESTS			BALLOTS RETURNED		
	DEM	REP	TOTAL	DEM	REP	TOTAL
31-Asbury City Hall	570	336	906	460	265	725
32-The Meadows Golf	525	454	979	437	322	759
33-Cascade City Hall	380	219	599	321	175	496
34- Peosta Community	547	498	1045	429	378	807
35-Luxemburg C.H.	232	326	558	201	255	456
36- Hope Church	363	314	677	300	221	521
37- Dyersville Social Center	133	179	312	103	142	245
38- Dyersville Social Center	129	134	263	97	105	202
39- DYV Theisens	262	364	626	203	276	479
40- Farley	187	128	315	153	103	256
41-Epworth Council	389	230	619	329	167	496
42-SS Peter & Paul School	426	369	795	337	248	585
43- Key West Fire Station	516	308	824	424	208	632
44- Bernard Fire	79	67	146	58	51	109
45- Swiss Valley	313	248	561	247	184	431
Rural Total	5,051	4,174	9,225	4,099	3,100	7,199
Totals	13,678	7,938	21,616	11,440	5,849	17,289