

**DEMOCRATIC STATE PRIMARY ELECTION
JUNE 5, 2018**


| Precinct | U.S. Congress - District One | | | |
|------------------------------|------------------------------|-----------------|---------------|------------------|
| | Abby Finkenauer | Thomas Heckroth | George Ramsey | Courtney L. Rowe |
| 1- Rockdale Methodist | 227 | 16 | 7 | 16 |
| 2- Theisens | 294 | 25 | 8 | 13 |
| 3- ARC Building | 121 | 12 | 7 | 5 |
| 4- Journey Church | 198 | 17 | 2 | 12 |
| 5- Arbor Oaks Bible Chapel | 187 | 24 | 11 | 9 |
| 6- Summitt Cong. Church | 172 | 19 | 2 | 9 |
| 7- St. Peter Lutheran Church | 255 | 22 | 7 | 10 |
| 8- Emmaus Bible College | 136 | 13 | 7 | 6 |
| 9- Westminster | 122 | 18 | 3 | 10 |
| 10- Westminster | 202 | 12 | 6 | 7 |
| 11- UAW Local 94 Hall | 161 | 18 | 4 | 8 |
| 12- Windsor Park | 178 | 17 | 11 | 4 |
| 13- Moose Lodge | 119 | 14 | 5 | 6 |
| 14- Sacred Heart | 81 | 5 | 3 | 7 |
| 15- Holy Trinity | 139 | 11 | 6 | 10 |
| 16- Election Annex | 67 | 8 | 4 | 8 |
| 17- St John's | 65 | 7 | 6 | 9 |
| 18- Federal Building | 116 | 8 | 12 | 15 |
| 19- YMCA Building | 190 | 20 | 8 | 18 |
| 20- Fogarty Hall | 253 | 19 | 5 | 12 |
| City Totals | 3,283 | 305 | 124 | 194 |


**DEMOCRATIC STATE PRIMARY ELECTION
JUNE 5, 2018**

| | U.S. Congress - District One | | | |
|------------------------------|------------------------------|-----------------|---------------|------------------|
| Precinct | Abby Finkenauer | Thomas Heckroth | George Ramsey | Courtney L. Rowe |
| 31- Asbury City Hall | 216 | 16 | 6 | 7 |
| 32-The Meadows Golf | 203 | 27 | 8 | 9 |
| 33-Cascade City Hall | 108 | 15 | 2 | 10 |
| 34- Peosta Community | 180 | 22 | 8 | 11 |
| 35-Luxemburg C.H. | 87 | 15 | 13 | 4 |
| 36- Hope Church | 111 | 11 | 6 | 5 |
| 37- Dyersville Social Center | 36 | 5 | 4 | 3 |
| 38- Dyersville Social Center | 31 | 9 | 3 | 4 |
| 39- Beckman School | 64 | 14 | 2 | 9 |
| 40- Farley City Hall | 84 | 12 | 7 | 4 |
| 41-Epworth Council | 180 | 23 | 13 | 10 |
| 42-SS Peter & Paul School | 156 | 5 | 11 | 4 |
| 43- Key West Fire | 144 | 16 | 4 | 10 |
| 44- Bernard Fire | 26 | 4 | 1 | 2 |
| 45- Swiss Valley Center | 89 | 5 | 8 | 2 |
| Rural Total | 1,715 | 199 | 96 | 94 |
| 46- Absentee | 2,240 | 200 | 90 | 115 |
| Totals | 7,238 | 704 | 310 | 403 |

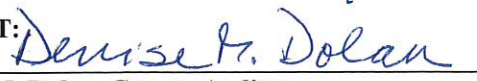
We the undersigned, members of the Board of Supervisors and ex officio Board of Canvassers for Dubuque County, Iowa, according to section 43.49 Code of Iowa, do hereby certify that the foregoing is a true and correct abstract of the votes cast in the Primary Election in said county on the 5th day of June, 2018 for the various candidates as shown by the official canvass of the returns from the townships and election precincts.

In testimony whereof, we have hereunto set out hands and caused this to be attested to and sealed by the County Auditor and Commissioner of Elections of Dubuque County this 11th day of June, 2018.


Daryl Klein, Member


Jay Wickham, Chair


David Baker, Member

ATTEST: 
Denise M. Dolan, County Auditor
and Commissioner of Elections

DEMOCRATIC STATE PRIMARY ELECTION

JUNE 5, 2018

| Precinct | Governor | | | | | |
|-----------------------------|--------------|---------------|--------------|---------------------|-------------|--------------|
| | Nate Boulton | Cathy Glasson | Fred Hubbell | Andrea Andy McGuire | John Norris | Ross Wilburn |
| 1- Rockdale Methodist | 20 | 46 | 146 | 17 | 22 | 8 |
| 2- Theisens | 11 | 76 | 196 | 25 | 21 | 2 |
| 3- ARC Building | 6 | 33 | 74 | 12 | 9 | 4 |
| 4- Journey Church | 13 | 50 | 138 | 12 | 12 | 2 |
| 5-Arbor Oaks Bible Chapel | 15 | 42 | 120 | 17 | 20 | 8 |
| 6- Sumitt Cong. Church | 6 | 42 | 113 | 17 | 18 | 3 |
| 7-St. Peter Lutheran Church | 14 | 76 | 157 | 20 | 17 | 2 |
| 8-Emmaus Bible College | 5 | 45 | 92 | 7 | 7 | 6 |
| 9-Westminster | 3 | 43 | 83 | 10 | 11 | 4 |
| 10- Westminster | 10 | 61 | 113 | 12 | 10 | 7 |
| 11-UAW Local 94 Hall | 13 | 65 | 80 | 9 | 22 | 0 |
| 12-Windsor Park | 11 | 69 | 108 | 8 | 10 | 5 |
| 13-Moose Lodge | 8 | 44 | 77 | 4 | 6 | 1 |
| 14-Sacred Heart | 9 | 44 | 30 | 7 | 3 | 3 |
| 15- Holy Trinity | 4 | 46 | 92 | 9 | 8 | 4 |
| 16-Election Annex | 0 | 32 | 37 | 10 | 7 | 1 |
| 17-St John's | 4 | 24 | 37 | 2 | 13 | 4 |
| 18-Federal Building | 8 | 45 | 76 | 7 | 9 | 2 |
| 19-YMCA Building | 8 | 79 | 114 | 16 | 14 | 3 |
| 20-Fogarty Hall | 9 | 78 | 149 | 19 | 14 | 5 |
| City Totals | 177 | 1,040 | 2,032 | 240 | 253 | 74 |

**DEMOCRATIC STATE PRIMARY ELECTION
JUNE 5, 2018**

| Precinct | Governor | | | | | |
|------------------------------|--------------|---------------|--------------|---------------------|-------------|--------------|
| | Nate Boulton | Cathy Glasson | Fred Hubbell | Andrea Andy McGuire | John Norris | Ross Wilburn |
| 31- Asbury City Hall | 6 | 37 | 165 | 14 | 13 | 4 |
| 32-The Meadows Golf | 13 | 44 | 147 | 18 | 16 | 1 |
| 33-Cascade City Hall | 7 | 27 | 70 | 12 | 13 | 4 |
| 34- Peosta Community | 19 | 36 | 127 | 9 | 20 | 7 |
| 35-Luxemburg C.H. | 9 | 23 | 50 | 9 | 22 | 0 |
| 36- Hope Church | 6 | 29 | 77 | 10 | 3 | 3 |
| 37- Dyersville Social Center | 4 | 8 | 28 | 5 | 3 | 1 |
| 38- Dyersville Social Center | 8 | 8 | 24 | 3 | 2 | 1 |
| 39- Beckman School | 6 | 17 | 46 | 9 | 12 | 4 |
| 40- Farley City Hall | 10 | 15 | 57 | 8 | 10 | 3 |
| 41-Epworth Council | 21 | 31 | 129 | 14 | 29 | 6 |
| 42-SS Peter & Paul School | 7 | 49 | 92 | 4 | 12 | 2 |
| 43- Key West Fire | 10 | 30 | 100 | 9 | 13 | 8 |
| 44- Bernard Fire | 1 | 5 | 22 | 4 | 3 | 0 |
| 45- Swiss Valley Center | 2 | 23 | 53 | 9 | 11 | 4 |
| Rural Total | 129 | 382 | 1,187 | 137 | 182 | 48 |
| 46- Absentee | 474 | 439 | 1,396 | 173 | 119 | 25 |
| Totals | 780 | 1,861 | 4,615 | 550 | 554 | 147 |

**DEMOCRATIC STATE PRIMARY ELECTION
JUNE 5, 2018**

| Precinct | Secretary of State | | State Auditor | State Treasurer | Sec of Agriculture | Attorney General |
|------------------------------------|--------------------|------------|---------------|-----------------------|--------------------|------------------|
| | Deidre DeJear | Jim Mowrer | Rob Sand | Michael L. Fitzgerald | Tim Gannon | Tom Miller |
| 1- Rockdale Methodist | 124 | 85 | 200 | 215 | 205 | 213 |
| 2- Theisens | 150 | 113 | 236 | 260 | 244 | 272 |
| 3- ARC Building | 71 | 42 | 104 | 110 | 105 | 114 |
| 4- Journey Church | 89 | 90 | 170 | 185 | 176 | 187 |
| 5-Arbor Oaks Bible Chapel | 116 | 75 | 168 | 181 | 169 | 187 |
| 6- Summitt Cong. Church | 90 | 68 | 146 | 156 | 145 | 155 |
| 7-St. Peter Lutheran Church | 146 | 86 | 209 | 227 | 221 | 235 |
| 8-Emmaus Bible College | 69 | 62 | 123 | 135 | 125 | 138 |
| 9-Westminster | 83 | 35 | 116 | 128 | 121 | 129 |
| 10- Westminster | 101 | 68 | 159 | 168 | 162 | 169 |
| 11-UAW Local 94 Hall | 103 | 66 | 155 | 161 | 154 | 167 |
| 12-Windsor Park | 89 | 74 | 151 | 162 | 150 | 162 |
| 13-Moose Lodge | 80 | 41 | 108 | 118 | 113 | 111 |
| 14-Sacred Heart | 49 | 37 | 79 | 85 | 82 | 88 |
| 15- Holy Trinity | 75 | 63 | 122 | 130 | 124 | 136 |
| 16-Election Annex | 57 | 18 | 63 | 66 | 64 | 65 |
| 17-St John's | 46 | 24 | 61 | 65 | 63 | 67 |
| 18-Federal Building | 90 | 35 | 112 | 117 | 107 | 120 |
| 19-YMCA Building | 129 | 69 | 177 | 190 | 186 | 199 |
| 20-Fogarty Hall Center | 135 | 94 | 210 | 228 | 219 | 229 |
| City Totals | 1,892 | 1,245 | 2,869 | 3,087 | 2,935 | 3,143 |

**DEMOCRATIC STATE PRIMARY ELECTION
JUNE 5, 2018**

| Precinct | Secretary of State | | State Auditor | State Treasurer | Sec of Agriculture | Attorney General |
|--------------------------------------|--------------------|------------|---------------|-----------------------|--------------------|------------------|
| | Deidre DeJear | Jim Mowrer | Rob Sand | Michael L. Fitzgerald | Tim Gannon | Tom Miller |
| 31-Asbury City Hall | 119 | 80 | 188 | 199 | 191 | 208 |
| 32-The Meadows Golf | 96 | 91 | 193 | 208 | 197 | 206 |
| 33-Cascade City Hall | 60 | 56 | 102 | 109 | 100 | 112 |
| 34- Peosta Community | 80 | 91 | 166 | 173 | 168 | 179 |
| 35-Luxemburg C.H. | 32 | 57 | 82 | 96 | 89 | 96 |
| 36- Hope Church | 53 | 48 | 95 | 108 | 100 | 108 |
| 37- Dyersville Social Center | 15 | 20 | 33 | 38 | 34 | 36 |
| 38- Dyersville Social Center | 14 | 21 | 29 | 40 | 37 | 40 |
| 39- Beckman School | 40 | 43 | 80 | 85 | 81 | 83 |
| 40- Farley City Hall | 35 | 50 | 82 | 87 | 84 | 93 |
| 41-Epworth Council | 76 | 99 | 160 | 183 | 177 | 194 |
| 42-SS Peter & Paul School | 57 | 70 | 122 | 136 | 129 | 137 |
| 43- Key West Fire | 70 | 62 | 117 | 136 | 123 | 141 |
| 44- Bernard Fire | 12 | 18 | 33 | 34 | 34 | 34 |
| 45- Swiss Valley Center | 49 | 37 | 80 | 84 | 81 | 84 |
| Rural Total | 808 | 843 | 1,562 | 1,716 | 1,625 | 1,751 |
| 46- Absentee | 1,289 | 856 | 2,060 | 2,183 | 2,082 | 2,256 |
| Totals | 3,989 | 2,944 | 6,491 | 6,986 | 6,642 | 7,150 |

**DEMOCRATIC STATE PRIMARY ELECTION
JUNE 5, 2018**

| Precinct | State Senate District 29 | State Representative #57 | | State Representative #58 |
|------------------------------|--------------------------|--------------------------|------------|--------------------------|
| | Tod R. Bowman | Nancy Fett | Leo Gansen | Joe Oclon |
| 1- Rockdale Methodist | | | | |
| 2- Theisens | | | | |
| 3- ARC Building | | | | |
| 4- Journey Church | | | | |
| 5- Arbor Oaks Bible Chapel | | | | |
| 6- Sumitt Cong. Church | | | | |
| 7- St. Peter Lutheran Church | | | | |
| 8- Emmaus Bible College | | | | |
| 9- Westminster | | | | |
| 10- Westminster | | | | |
| 11- UAW Local 94 Hall | | | | |
| 12- Windsor Park | | | | |
| 13- Moose Lodge | | | | |
| 14- Sacred Heart | | | | |
| 15- Holy Trinity | | | | |
| 16- Election Annex | | | | |
| 17- St John's | | | | |
| 18- Federal Building | | | | |
| 19- YMCA Building | | | | |
| 20- Fogarty Hall | | | | |
| City Totals | | | | |

**DEMOCRATIC STATE PRIMARY ELECTION
JUNE 5, 2018**

| PCT. | State Senate District 29 | State Representative #57 | | State Representative #58 |
|------------------------------|-----------------------------|--------------------------|------------|-----------------------------|
| | | Tod R. Bowman | Nancy Fett | Leo Gansen |
| 31-Asbury City Hall | 188 | 126 | 98 | |
| 32-The Meadows Golf | 203 | 119 | 107 | |
| 33-Cascade City Hall | 105 | | | 97 |
| 34- Peosta Community | 176 | 152 | 74 | |
| 35-Luxemburg C.H. | 89 | 51 | 59 | |
| 36- Hope Church | | | | |
| 37- Dyersville Social Center | 36 | 22 | 24 | |
| 38- Dyersville Social Center | 34 | 25 | 21 | |
| 39- Beckman School | 83 | 47 | 43 | |
| 40- Farley City Hall | 86 | 42 | 70 | |
| 41-Epworth Council | 181 | 66 | 170 | |
| 42-SS Peter & Paul School | 128 | 82 | 67 | |
| 43- Key West Fire | 132 | 78 | 76 | 1 |
| 44- Bernard Fire | 34 | 13 | 22 | |
| 45- Swiss Valley Center | 84 | 54 | 44 | |
| Rural Total | 1,559 | 877 | 875 | 98 |
| 46- Absentee | 475 | 298 | 253 | 16 |
| Totals | 2,034 | 1,175 | 1,128 | 114 |

**DEMOCRATIC STATE PRIMARY ELECTION
JUNE 5, 2018**

| PCT. | State Representative #99 | | | State Rep. #100 | County Board of Supervisors (Elect Two) | | |
|-------------------------------------|--------------------------|------------|---------------|-----------------|---|---------------|----------------------|
| | Brad Cavanagh | Pat Cullen | Lindsay James | | Charles Isenhart | Ann McDonough | Roger Oberbroeckling |
| 1- Rockdale Methodist | 113 | 18 | 126 | | 176 | 67 | 109 |
| 2- Theisens | 150 | 21 | 167 | | 197 | 97 | 133 |
| 3- ARC Building | 53 | 7 | 77 | | 93 | 34 | 56 |
| 4- Journey Church | 95 | 10 | 123 | | 142 | 67 | 88 |
| 5- Arbor Oaks Chapel | 98 | 15 | 118 | | 137 | 83 | 92 |
| 6- Sumitt Cong. Church | | | | 157 | 145 | 57 | 78 |
| 7- St. Peter Lutheran Church | 120 | 14 | 157 | | 185 | 91 | 112 |
| 8- Emmaus Bible College | | | | 131 | 111 | 50 | 66 |
| 9- Westminster | | | | 138 | 106 | 48 | 71 |
| 10- Westminster | 76 | 12 | 143 | | 137 | 62 | 95 |
| 11- UAW Local 94 Hall | | | | 166 | 131 | 61 | 75 |
| 12- Windsor Park | | | | 173 | 134 | 66 | 98 |
| 13- Moose Lodge | | | | 118 | 91 | 52 | 57 |
| 14- Sacred Heart | | | | 85 | 72 | 27 | 27 |
| 15- Holy Trinity | | | | 140 | 105 | 50 | 64 |
| 16- Election Annex | | | | 69 | 66 | 12 | 30 |
| 17- St John's | | | | 74 | 64 | 26 | 26 |
| 18- Federal Building | 64 | 4 | 82 | | 116 | 27 | 44 |
| 19- YMCA Building | 86 | 12 | 140 | | 158 | 62 | 82 |
| 20- Fogarty Hall | 139 | 12 | 132 | | 182 | 89 | 109 |
| City Totals | 994 | 125 | 1,265 | 1251 | 2,548 | 1,128 | 1,512 |

**DEMOCRATIC STATE PRIMARY ELECTION
JUNE 5, 2018**

| PCT. | State Representative #99 | | | State Rep. #100 | County Board of Supervisors (Elect Two) | | | |
|------------------------------|--------------------------|------------|---------------|------------------|---|----------------------|-------------|----|
| | Brad Cavanagh | Pat Cullen | Lindsay James | Charles Isenhart | Ann McDonough | Roger Oberbroeckling | Jay Wickham | |
| 31-Asbury City Hall | | | | | 170 | 75 | 109 | |
| 32-The Meadows Golf | | | | | 172 | 61 | 109 | |
| 33-Cascade City Hall | | | | | 72 | 58 | 68 | |
| 34- Peosta Community | | | | | 119 | 98 | 123 | |
| 35-Luxemburg C.H. | | | | | 44 | 122 | 40 | |
| 36- Hope Church | | | | | 111 | 85 | 51 | 51 |
| 37- Dyersville Social Center | | | | | 20 | 22 | 28 | |
| 38- Dyersville Social Center | | | | | 21 | 30 | 19 | |
| 39- Beckman School | | | | | 50 | 56 | 43 | |
| 40- Farley City Hall | | | | | 40 | 64 | 80 | |
| 41-Epworth Council | | | | | 78 | 140 | 150 | |
| 42-SS Peter & Paul School | | | | | 104 | 77 | 64 | |
| 43- Key West Fire | | | | | 100 | 76 | 74 | |
| 44- Bernard Fire | | | | | 18 | 7 | 25 | |
| 45- Swiss Valley Center | | | | | 68 | 35 | 48 | |
| Rural Total | | | 111 | 1,161 | 972 | 1,031 | | |
| 46- Absentee | 548 | 66 | 886 | 520 | 1,868 | 734 | 1,299 | |
| Totals | 1,542 | 191 | 2,151 | 1,882 | 5,577 | 2,834 | 3,842 | |

**DEMOCRATIC STATE PRIMARY ELECTION
JUNE 5, 2018**

| PCT. | County Treasurer | County Recorder | County Attorney | |
|-------------------------------------|------------------|-----------------|-----------------|----------|
| | Eric B. Stierman | John Murphy | C.J. MAY, III | RY MEYER |
| 1- Rockdale Methodist | 217 | 209 | 138 | 124 |
| 2- Theisens | 271 | 254 | 176 | 152 |
| 3- ARC Building | 111 | 108 | 77 | 60 |
| 4- Journey Church | 201 | 184 | 97 | 123 |
| 5- Arbor Oaks Bible Chapel | 182 | 177 | 126 | 106 |
| 6- Sumitt Cong. Church | 164 | 153 | 103 | 92 |
| 7- St. Peter Lutheran Church | 244 | 226 | 147 | 132 |
| 8- Emmaus Bible College | 144 | 127 | 117 | 47 |
| 9- Westminster | 136 | 123 | 72 | 80 |
| 10- Westminster | 174 | 169 | 124 | 89 |
| 11- UAW Local 94 Hall | 168 | 158 | 92 | 99 |
| 12- Windsor Park | 171 | 157 | 72 | 134 |
| 13- Moose Lodge | 125 | 118 | 67 | 74 |
| 14- Sacred Heart | 87 | 84 | 44 | 49 |
| 15- Holy Trinity | 145 | 134 | 72 | 88 |
| 16- Election Annex | 66 | 66 | 46 | 37 |
| 17- St John's | 70 | 69 | 42 | 39 |
| 18- Federal Building | 115 | 118 | 91 | 53 |
| 19- YMCA Building | 197 | 192 | 142 | 87 |
| 20- Fogarty Hall | 231 | 222 | 159 | 121 |
| City Totals | 3,219 | 3,048 | 2,004 | 1,786 |

**DEMOCRATIC STATE PRIMARY ELECTION
JUNE 5, 2018**

| PCT. | County Treasurer | County Recorder | County Attorney | |
|------------------------------|------------------|-----------------|-----------------|----------|
| | Eric B. Stierman | John Murphy | C.J. May III | Ry Meyer |
| 31-Asbury City Hall | 211 | 202 | 141 | 99 |
| 32-The Meadows Golf | 213 | 207 | 106 | 127 |
| 33-Cascade City Hall | 113 | 103 | 86 | 47 |
| 34- Peosta Community | 187 | 169 | 124 | 90 |
| 35-Luxemburg C.H. | 106 | 92 | 46 | 65 |
| 36- Hope Church | 119 | 100 | 68 | 61 |
| 37- Dyersville Social Cent | 38 | 36 | 29 | 15 |
| 38- Dyersville Social Center | 42 | 36 | 22 | 18 |
| 39- Beckman School | 84 | 84 | 45 | 47 |
| 40- Farley City Hall | 97 | 87 | 79 | 30 |
| 41-Epworth Council | 195 | 177 | 136 | 82 |
| 42-SS Peter & Paul School | 151 | 128 | 80 | 89 |
| 43- Key West Fire | 149 | 136 | 89 | 76 |
| 44- Bernard Fire | 34 | 33 | 19 | 14 |
| 45- Swiss Valley Center | 84 | 78 | 66 | 36 |
| Rural Total | 1,823 | 1,668 | 1,136 | 896 |
| 46- Absentee | 2,248 | 2,191 | 1,413 | 1,213 |
| Totals | 7,290 | 6,907 | 4,553 | 3,895 |

**REPUBLICAN STATE PRIMARY ELECTION
JUNE 5, 2018**

| PCT. | U.S. Congress - District One | Governor | Sec of State | State Auditor | State Treasurer | Attorney General |
|--|---|---------------------|-------------------------|--------------------------|----------------------------|-----------------------------|
| | Rod Blum | Kim Reynolds | Paul D. Pate | Mary Mosiman | Write-in | Write-in |
| 1- Rockdale Methodist | 50 | 55 | 49 | 48 | 3 | 3 |
| 2- Theisens | 37 | 41 | 38 | 36 | 2 | 0 |
| 3- ARC Building | 19 | 20 | 18 | 16 | 1 | 1 |
| 4- Journey Church | 34 | 35 | 31 | 31 | 1 | 1 |
| 5-Arbor Oaks Bible Chapel | 32 | 34 | 29 | 27 | 0 | 3 |
| 6- Sumitt Cong. Church | 30 | 30 | 28 | 25 | 0 | 0 |
| 7-St. Peter Lutheran Church | 49 | 48 | 45 | 46 | 3 | 2 |
| 8-Emmaus Bible College | 17 | 18 | 18 | 17 | 1 | 1 |
| 9-Westminster | 15 | 15 | 14 | 14 | 0 | 0 |
| 10- Westminster | 20 | 20 | 19 | 17 | 1 | 0 |
| 11-UAW Local 94 Hall | 25 | 29 | 25 | 23 | 0 | 1 |
| 12-Windsor Park | 24 | 27 | 20 | 19 | 2 | 2 |
| 13-Moose Lodge | 26 | 24 | 25 | 25 | 2 | 3 |
| 14-Sacred Heart | 12 | 11 | 10 | 8 | 2 | 1 |
| 15- Holy Trinity | 14 | 13 | 12 | 13 | 1 | 0 |
| 16-Election Annex | 2 | 2 | 2 | 2 | 0 | 0 |
| 17-St John's | 12 | 12 | 11 | 11 | 1 | 0 |
| 18-Federal Building | 12 | 12 | 10 | 9 | 0 | 0 |
| 19-YMCA Building | 19 | 20 | 17 | 16 | 0 | 1 |
| 20-Fogarty Hall Center | 22 | 21 | 22 | 23 | 1 | 3 |
| City Totals | 471 | 487 | 443 | 426 | 21 | 22 |

**REPUBLICAN STATE PRIMARY ELECTION
JUNE 5, 2018**

| PCT. | U.S. Congress - District One | Governor | Sec of State | State Auditor | State Treasurer | Attorney General |
|--------------------------------------|---|---------------------|-------------------------|--------------------------|----------------------------|-----------------------------|
| | Rod Blum | Kim Reynolds | Paul D. Pate | Mary Mosiman | Write-in | Write-in |
| 31-Asbury City Hall | 39 | 41 | 42 | 41 | 0 | 2 |
| 32-The Meadows Golf | 31 | 30 | 31 | 30 | 0 | 0 |
| 33-Cascade City Hall | 29 | 31 | 31 | 26 | 1 | 0 |
| 34- Peosta Community | 51 | 54 | 50 | 49 | 1 | 0 |
| 35-Luxemburg C.H. | 40 | 40 | 35 | 31 | 0 | 2 |
| 36- Hope Church | 24 | 23 | 24 | 21 | 1 | 2 |
| 37- Dyersville Social Center | 38 | 42 | 38 | 36 | 1 | 0 |
| 38- Dyersville Social Center | 13 | 13 | 12 | 11 | 0 | 0 |
| 39- Beckman School | 54 | 54 | 49 | 47 | 2 | 0 |
| 40- Farley City Hall | 21 | 23 | 20 | 18 | 2 | 2 |
| 41-Epworth Council | 35 | 34 | 34 | 30 | 1 | 0 |
| 42-SS Peter & Paul School | 42 | 42 | 39 | 37 | 2 | 3 |
| 43- Key West Fire | 35 | 37 | 34 | 33 | 2 | 1 |
| 44- Bernard Fire | 1 | 1 | 0 | 1 | 0 | 0 |
| 45- Swiss Valley Center | 21 | 21 | 19 | 19 | 0 | 0 |
| Rural Total | 474 | 486 | 458 | 430 | 13 | 12 |
| 46- Absentee | 157 | 166 | 163 | 155 | 3 | 3 |
| Totals | 1,102 | 1,139 | 1,064 | 1,011 | 37 | 37 |

**REPUBLICAN STATE PRIMARY ELECTION
JUNE 5, 2018**

| PCT. | Secretary of Agriculture | | | | |
|--------------------------|--------------------------|-------------|------------|-----------|-------------|
| | Ray Gasesser | Chad Ingels | Craig Lang | Mike Naig | Dan Zumbach |
| 1- Rockdale Methodist | 12 | 4 | 9 | 9 | 18 |
| 2- Theisens | 6 | 1 | 7 | 6 | 15 |
| 3- ARC Building | 2 | 0 | 3 | 3 | 7 |
| 4- Journey Church | 3 | 3 | 8 | 8 | 8 |
| 5-Abor Oaks Bible Chapel | 7 | 1 | 3 | 5 | 12 |
| 6- Sumitt Cong. Church | 6 | 2 | 5 | 5 | 9 |
| 7-St. Lutheran Church | 6 | 4 | 7 | 8 | 17 |
| 8-Emmaus Bible College | 3 | 3 | 3 | 1 | 8 |
| 9-Westminster | 4 | 3 | 1 | 3 | 4 |
| 10- Westminster | 2 | 1 | 2 | 4 | 5 |
| 11-UAW Local 94 Hall | 7 | 3 | 4 | 4 | 5 |
| 12-Windsor Park | 6 | 1 | 5 | 2 | 6 |
| 13-Moose Lodge | 6 | 7 | 5 | 4 | 3 |
| 14-Sacred Heart | 2 | 1 | 2 | 0 | 4 |
| 15- Holy Trinity | 3 | 0 | 2 | 2 | 3 |
| 16-Election Annex | 1 | 0 | 0 | 0 | 1 |
| 17-St John's | 2 | 1 | 1 | 4 | 3 |
| 18-Federal Building | 3 | 1 | 6 | 0 | 1 |
| 19-YMCA Building | 1 | 2 | 5 | 6 | 4 |
| 20-Fogarty Hall Center | 3 | 2 | 1 | 6 | 7 |
| City Totals | 85 | 40 | 79 | 80 | 140 |

**REPUBLICAN STATE PRIMARY ELECTION
JUNE 5, 2018**

| REPUBLICAN STATE PRIMARY ELECTION JUNE 5, 2018 | | | | | |
|---|---------------------------------|------------------------|-----------------------|----------------------|--------------------|
| PCT. | Secretary of Agriculture | | | | |
| | Ray Gasesser | Chad Ingles | Craig Lang | Mike Naig | Dan Zumbach |
| 31-Asbury City Hall | 6 | 6 | 1 | 4 | 23 |
| 32-The Meadows Golf | 6 | 3 | 5 | 3 | 9 |
| 33-Cascade City Hall | 3 | 2 | 5 | 6 | 13 |
| 34- Peosta Community | 4 | 5 | 4 | 9 | 27 |
| 35-Luxemburg C.H. | 1 | 8 | 4 | 3 | 24 |
| 36- Hope Church | 5 | 0 | 3 | 5 | 7 |
| 37- Dyersville Social Cnt | 2 | 2 | 3 | 7 | 29 |
| 38- Dyersville Social Cnt | 0 | 0 | 3 | 5 | 5 |
| 39- Beckman School | 0 | 5 | 4 | 6 | 39 |
| 40- Farley City Hall | 1 | 3 | 4 | 4 | 11 |
| 41-Epworth Council | 5 | 1 | 2 | 8 | 19 |
| 42-SS Peter & Paul School | 5 | 5 | 7 | 7 | 9 |
| 43- Key West Fire | 4 | 4 | 7 | 4 | 12 |
| 44- Bernard Fire | 0 | 1 | 0 | 0 | 1 |
| 45- Swiss Valley Center | 6 | 0 | 0 | 1 | 11 |
| Rural Total | 48 | 45 | 52 | 72 | 239 |
| 46- Absentee | 12 | 19 | 29 | 33 | 53 |
| Totals | 145 | 104 | 160 | 185 | 432 |

**REPUBLICAN STATE PRIMARY ELECTION
JUNE 5, 2018**

| PCT. | State Senate District 29 | State Rep #57 | State Rep #58 | State Rep #99 | State Rep #100 | Board of Supervisors | |
|--------------------------------|-----------------------------|---------------------|------------------|--------------------|-------------------|----------------------|---------------|
| | Carrie Koelker | Shannon Lundgren | Andy McKean | Pauline Chilton | Hank Linden | Curt Kiessling | Write- in* |
| 1- Rockdale Methodist | | | | 45 | | 49 | 1 |
| 2- Theisens | | | | 36 | | 38 | 0 |
| 3- ARC Building | | | | 17 | | 18 | 0 |
| 4- Journey Church | | | | 29 | | 32 | 3 |
| 5-Arbor Oaks Bible | | | | 24 | | 29 | 1 |
| 6- Sumitt Cong. Church | | | | | 28 | 27 | 1 |
| 7-St. Peter Lutheran Ch | | | | 43 | | 43 | 1 |
| 8-Emmaus Bible College | | | | | 16 | 17 | 0 |
| 9-Westminster | | | | | 13 | 14 | 1 |
| 10- Westminster | | | | 16 | | 15 | 0 |
| 11-UAW Local 94 Hall | | | | | 22 | 21 | 0 |
| 12-Windsor Park | | | | | 20 | 19 | 0 |
| 13-Moose Lodge | | | | | 24 | 22 | 3 |
| 14-Sacred Heart | | | | | 7 | 7 | 1 |
| 15- Holy Trinity | | | | | 13 | 12 | 0 |
| 16-Election Annex | | | | | 2 | 0 | 0 |
| 17-St John's | | | | | 11 | 11 | 1 |
| 18-Federal Building | | | | 10 | | 9 | 0 |
| 19-YMCA Building | | | | 17 | | 17 | 0 |
| 20-Fogarty Hall Center | | | | 19 | | 18 | 1 |
| City Totals | | | | 256 | 156 | 418 | 14 |

**REPUBLICAN STATE PRIMARY ELECTION
JUNE 3, 2014**

| PCT. | State Senate District 29 | State Rep #57 | State Rep #58 | State Rep #99 | State Rep #100 | Board of Supervisors | |
|-------------------------|-----------------------------|---------------------|------------------|--------------------|-------------------|----------------------|---------------|
| | Carrie Koelker | Shannon Lundgren | Andy McKean | Pauline Chilton | Hank Linden | Curt Kiessling | Write- in* |
| 31-Asbury City Hall | 40 | 38 | | | | 35 | 0 |
| 32-The Meadows Golf | 29 | 29 | | | | 28 | 1 |
| 33-Cascade City Hall | 28 | | 30 | | | 26 | 0 |
| 34- Peosta Community | 50 | 51 | | | | 45 | 5 |
| 35-Luxemburg C.H. | 35 | 39 | | | | 26 | 11 |
| 36- Hope Church | | | | | 21 | 20 | 2 |
| 37- Dyersville Social | 41 | 39 | | | | 31 | 2 |
| 38- Dyersville Social | 11 | 11 | | | | 10 | 0 |
| 39- Beckman School | 53 | 50 | | | | 45 | 4 |
| 40- Farley City Hall | 20 | 20 | | | | 17 | 3 |
| 41-Epworth Council | 30 | 34 | | | | 31 | 0 |
| 42-SS Peter & Paul Sch | 36 | 39 | | | | 36 | 5 |
| 43- Key West Fire | 31 | 31 | 0 | | | 31 | 2 |
| 44- Bernard Fire | 1 | 2 | | | | 0 | 0 |
| 45- Swiss Valley Center | 17 | 20 | | | | 17 | 0 |
| Rural Total | 422 | 403 | 30 | | 21 | 398 | 35 |
| 46- Absentee | 43 | 38 | 6 | 59 | 47 | 144 | 13 |
| Totals | 465 | 441 | 36 | 315 | 224 | 960 | 62 |

*Daryl Klein received 5% of the write-in votes with a total of 29 votes

**REPUBLICAN STATE PRIMARY ELECTION
JUNE 5, 2018**

| PCT. | County Treasurer | County Recorder | County Attorney |
|------------------------------------|-----------------------------|----------------------------|----------------------------|
| | Write-in | Write-in | Scott J. Nelson |
| 1- Rockdale Methodist | 0 | 0 | 44 |
| 2- Theisens | 0 | 0 | 34 |
| 3- ARC Building | 4 | 2 | 14 |
| 4- Journey Church | 0 | 0 | 32 |
| 5-Arbor Oaks Bible Chapel | 2 | 3 | 26 |
| 6- Sumitt Cong. Church | 0 | 0 | 26 |
| 7-St. Peter Lutheran Church | 2 | 2 | 44 |
| 8-Emmaus Bible College | 1 | 0 | 17 |
| 9-Westminster | 0 | 0 | 13 |
| 10- Westminster | 1 | 1 | 16 |
| 11-UAW Local 94 Hall | 0 | 0 | 22 |
| 12-Windsor Park | 1 | 1 | 19 |
| 13-Moose Lodge | 2 | 2 | 24 |
| 14-Sacred Heart | 1 | 1 | 7 |
| 15- Holy Trinity | 1 | 1 | 12 |
| 16-Election Annex | 0 | 0 | 2 |
| 17-St John's | 0 | 0 | 10 |
| 18-Federal Building | 0 | 0 | 9 |
| 19-YMCA Building | 1 | 1 | 14 |
| 20-Fogarty Hall Center | 1 | 2 | 15 |
| City Totals | 17 | 16 | 400 |

**REPUBLICAN STATE PRIMARY ELECTION
JUNE 5, 2018**

| PCT. | County Treasurer | County Recorder | County Attorney |
|------------------------------|-----------------------------|----------------------------|----------------------------|
| | Write-in | Write-in | Scott J. Nelson |
| 31-Asbury City Hall | 0 | 0 | 35 |
| 32-The Meadows Golf | 0 | 1 | 29 |
| 33-Cascade City Hall | 2 | 1 | 29 |
| 34- Peosta Community | 1 | 0 | 44 |
| 35-Luxemburg C.H. | 0 | 1 | 27 |
| 36- Hope Church | 0 | 0 | 19 |
| 37- Dyersville Social Center | 0 | 0 | 36 |
| 38- Dyersville Social Center | 0 | 0 | 10 |
| 39- Beckman School | 0 | 0 | 47 |
| 40- Farley City Hall | 1 | 0 | 20 |
| 41-Epworth Council | 1 | 0 | 29 |
| 42-SS Peter & Paul School | 3 | 2 | 33 |
| 43- Key West Fire | 1 | 2 | 27 |
| 44- Bernard Fire | 0 | 0 | 0 |
| 45- Swiss Valley Center | 0 | 0 | 21 |
| Rural Total | 9 | 7 | 406 |
| 46- Absentee | 2 | 2 | 142 |
| Totals | 28 | 25 | 948 |

**LIBERTARIAN STATE PRIMARY ELECTION
JUNE 5, 2018**

| Precinct | U.S. Congress - District One | Governor | | Sec of State | State Auditor | State Treasurer |
|--------------------------------|---------------------------------|--------------------|----------------|-----------------|------------------|--------------------|
| | Write-in | Marco Battaglia | Jake Porter | Write-in | Write-in | Write-in |
| 1- Rockdale Methodist | 0 | 0 | 0 | 0 | 0 | 0 |
| 2- Theisens | 1 | 1 | 2 | 1 | 1 | 1 |
| 3- ARC Building | 0 | 0 | 0 | 0 | 0 | 0 |
| 4- Journey Church | 0 | 0 | 0 | 0 | 0 | 0 |
| 5-Arbor Oaks Bible Chapel | 0 | 0 | 3 | 0 | 0 | 0 |
| 6- Sumitt Cong. Church | 0 | 0 | 0 | 0 | 0 | 0 |
| 7-St. Peter Lutheran Church | 0 | 0 | 1 | 0 | 0 | 0 |
| 8-Emmaus Bible College | 0 | 0 | 0 | 0 | 0 | 0 |
| 9-Westminster | 0 | 0 | 1 | 0 | 0 | 0 |
| 10- Westminster | 0 | 0 | 2 | 0 | 0 | 0 |
| 11-UAW Local 94 Hall | 0 | 1 | 0 | 0 | 0 | 0 |
| 12-Windsor Park | 0 | 1 | 2 | 0 | 0 | 0 |
| 13-Moose Lodge | 1 | 2 | 1 | 0 | 0 | 0 |
| 14-Sacred Heart | 0 | 0 | 0 | 0 | 0 | 0 |
| 15- Holy Trinity | 0 | 1 | 1 | 0 | 0 | 0 |
| 16-Election Annex | 1 | 1 | 2 | 0 | 1 | 0 |
| 17-St John's | 0 | 0 | 3 | 0 | 0 | 0 |
| 18-Federal Building | 0 | 1 | 3 | 1 | 0 | 0 |
| 19-YMCA Building | 0 | 0 | 2 | 0 | 0 | 0 |
| 20-Fogarty Hall | 0 | 0 | 2 | 0 | 0 | 0 |
| City Totals | 3 | 8 | 25 | 2 | 2 | 1 |

**LIBERTARIAN STATE 1 PRIMARY ELECTION
JUNE 5, 2018**

| Precinct | U.S. Congress - District One | Governor | | Sec of State | State Auditor | State Treasurer |
|---------------------------------|---------------------------------|--------------------|----------------|-----------------|------------------|--------------------|
| | Write-in | Marco Battaglia | Jake Porter | Write-in | Write-in | Write-in |
| 31-Asbury City Hall | 0 | 0 | 1 | 0 | 0 | 0 |
| 32-The Meadows Golf | 1 | 0 | 1 | 1 | 1 | 0 |
| 33-Cascade City Hall | 0 | 0 | 0 | 0 | 0 | 0 |
| 34- Peosta Community | 0 | 0 | 1 | 0 | 0 | 0 |
| 35-Luxemburg C.H. | 1 | 1 | 1 | 0 | 0 | 0 |
| 36- Hope Church | 0 | 1 | 0 | 0 | 0 | 0 |
| 37- Dyersville Social Center | 0 | 0 | 1 | 0 | 0 | 0 |
| 38- Dyersville Social Center | 0 | 0 | 0 | 0 | 0 | 0 |
| 39- Beckman School | 0 | 0 | 0 | 0 | 0 | 0 |
| 40- Farley City Hall | 0 | 0 | 2 | 0 | 0 | 0 |
| 41-Epworth Council | 0 | 1 | 0 | 0 | 0 | 0 |
| 42-SS Peter & Paul School | 0 | 2 | 0 | 0 | 0 | 0 |
| 43- Key West Fire | 0 | 0 | 0 | 0 | 0 | 0 |
| 44- Bernard Fire | 0 | 0 | 1 | 0 | 0 | 0 |
| 45- Swiss Valley Center | 0 | 0 | 0 | 0 | 0 | 0 |
| Rural Totals | 2 | 5 | 8 | 1 | 1 | 0 |
| 46- Absentee | 4 | 1 | 5 | 4 | 4 | 3 |
| Totals | 9 | 14 | 38 | 7 | 7 | 4 |

**LIBERTARIAN STATE PRIMARY ELECTION
JUNE 5, 2018**

| Precinct | Sec of Agriculture | Attorney General | State Senator #29 | State Rep #57 | State Rep #58 | State Rep #99 |
|-----------------------------|--------------------|------------------|-------------------|---------------|---------------|---------------|
| | Write-in | Write-in | Write-in | Lucas J. Link | Write-in | Write-in |
| 1- Rockdale Methodist | 0 | 0 | | | | 0 |
| 2- Theisens | 2 | 1 | | | | 1 |
| 3- ARC Building | 0 | 0 | | | | 0 |
| 4- Journey Church | 0 | 0 | | | | 0 |
| 5-Arbor Oaks Bible Chapel | 0 | 0 | | | | 1 |
| 6- Sumitt Cong. Church | 0 | 0 | | | | |
| 7-St. Peter Lutheran Church | 0 | 0 | | | | 0 |
| 8-Emmaus Bible College | 0 | 0 | | | | |
| 9-Westminster | 0 | 0 | | | | |
| 10- Westminster | 0 | 0 | | | | 0 |
| 11-UAW Local 94 Hall | 0 | 0 | | | | |
| 12-Windsor Park | 0 | 0 | | | | |
| 13-Moose Lodge | 0 | 0 | | | | |
| 14-Sacred Heart | 0 | 0 | | | | |
| 15- Holy Trinity | 0 | 0 | | | | |
| 16-Election Annex | 1 | 0 | | | | |
| 17-St John's | 0 | 0 | | | | |
| 18-Federal Building | 0 | 0 | | | | 2 |
| 19-YMCA Building | 0 | 0 | | | | 0 |
| 20-Fogarty Hall | 0 | 0 | | | | 0 |
| City Totals | 3 | 1 | | | | 4 |

**LIBERTARIAN STATE PRIMARY ELECTION
JUNE 5, 2018**

| Precinct | Sec of Agriculture | Attorney General | State Senator #29 | State Rep #57 | State Rep #58 | State Rep #99 |
|---------------------------------|-----------------------|---------------------|-------------------------|------------------|------------------|------------------|
| | Write-in | Write-in | Write-in | Lucas J. Link | Write-in | Write-in |
| 31-Asbury City Hall | 0 | 0 | 0 | 1 | | |
| 32-The Meadows Golf | 0 | 0 | 0 | 1 | | |
| 33-Cascade City Hall | 0 | 0 | 0 | | 0 | |
| 34- Peosta Community | 0 | 0 | 0 | 0 | | |
| 35-Luxemburg C.H. | 1 | 0 | 0 | 2 | | |
| 36- Hope Church | 0 | 0 | | | | |
| 37- Dyersville Social Center | 0 | 0 | 0 | 1 | | |
| 38- Dyersville Social Center | 0 | 0 | 0 | 0 | | |
| 39- Beckman School | 0 | 0 | 0 | 0 | | |
| 40- Farley City Hall | 0 | 0 | 0 | 2 | | |
| 41-Epworth Council | 0 | 0 | 0 | 1 | | |
| 42-SS Peter & Paul School | 0 | 0 | 0 | 1 | | |
| 43- Key West Fire | 0 | 0 | 0 | 0 | 0 | |
| 44- Bernard Fire | 0 | 0 | 0 | 1 | | |
| 45- Swiss Valley Center | 0 | 0 | 0 | 0 | | |
| Rural Totals | 1 | 0 | 0 | 10 | 0 | |
| 46- Absentee | 4 | 2 | 3 | 4 | 0 | 1 |
| Totals | 8 | 3 | 3 | 14 | 0 | 5 |

**LIBERTARIAN STATE PRIMARY ELECTION
JUNE 5, 2018**

| Precinct | State Rep #100 | Board of Supervisors | County Treasurer | County Recorder | County Attorney |
|--------------------------------|-------------------|-------------------------|---------------------|--------------------|--------------------|
| | Write-in | Write-in | Write-in | Write-in | Write-in |
| 1- Rockdale Methodist | | 0 | 0 | 0 | 0 |
| 2- Theisens | | 1 | 1 | 1 | 1 |
| 3- ARC Building | | 0 | 0 | 0 | 0 |
| 4- Journey Church | | 0 | 0 | 0 | 0 |
| 5-Arbor Oaks Bible Chapel | | 2 | 0 | 0 | 0 |
| 6- Sumitt Cong. Church | 0 | 0 | 0 | 0 | 0 |
| 7-St. Peter Lutheran Church | | 0 | 0 | 0 | 0 |
| 8-Emmaus Bible College | 0 | 0 | 0 | 0 | 0 |
| 9-Westminster | 0 | 0 | 0 | 0 | 0 |
| 10- Westminster | | 2 | 0 | 0 | 1 |
| 11-UAW Local 94 Hall | 0 | 0 | 0 | 1 | 0 |
| 12-Windsor Park | 0 | 0 | 0 | 0 | 0 |
| 13-Moose Lodge | 0 | 0 | 0 | 0 | 0 |
| 14-Sacred Heart | 0 | 0 | 0 | 0 | 0 |
| 15- Holy Trinity | 0 | 0 | 0 | 0 | 1 |
| 16-Election Annex | 0 | 0 | 0 | 0 | 1 |
| 17-St John's | 0 | 1 | 0 | 0 | 0 |
| 18-Federal Building | | 1 | 0 | 0 | 1 |
| 19-YMCA Building | | 0 | 0 | 0 | 0 |
| 20-Fogarty Hall | | 0 | 0 | 0 | 0 |
| City Totals | 0 | 7 | 1 | 2 | 5 |

**LIBERTARIAN STATE PRIMARY ELECTION
JUNE 5, 2018**

| Precinct | State Rep #100 | Board of Supervisors | County Treasurer | County Recorder | County Attorney |
|---------------------------------|-------------------|-------------------------|---------------------|--------------------|--------------------|
| | Write-in | Write-in | Write-in | Write-in | Write-in |
| 31-Asbury City Hall | | 0 | 0 | 0 | 0 |
| 32-The Meadows Golf | | 0 | 0 | 0 | 0 |
| 33-Cascade City Hall | | 0 | 0 | 0 | 0 |
| 34- Peosta Community | | 0 | 0 | 0 | 0 |
| 35-Luxemburg C.H. | | 0 | 0 | 0 | 0 |
| 36- Hope Church | | 0 | 0 | 0 | 1 |
| 37- Dyersville Social Center | | 0 | 0 | 0 | 0 |
| 38- Dyersville Social Center | | 0 | 0 | 0 | 0 |
| 39- Beckman School | | 0 | 0 | 0 | 0 |
| 40- Farley City Hall | | 0 | 0 | 0 | 0 |
| 41-Epworth Council | | 0 | 0 | 0 | 0 |
| 42-SS Peter & Paul School | | 0 | 0 | 0 | 0 |
| 43- Key West Fire | | 0 | 0 | 0 | 0 |
| 44- Bernard Fire | | 0 | 0 | 0 | 0 |
| 45- Swiss Valley Center | | 0 | 0 | 0 | 0 |
| Rural Totals | | 0 | 0 | 0 | 1 |
| 46- Absentee | 0 | 6 | 3 | 2 | 5 |
| Totals | 0 | 13 | 4 | 4 | 11 |

**STATE PRIMARY STATISTICS
JUNE 5, 2018**

| PCT. | ELIGIBLE VOTERS | | | | | TOTAL VOTERS (POLLS) | | | |
|------------------------------------|-----------------|-----|-------|---------------------|--------|----------------------|-----|-----|-----------------|
| | DEM | LIB | REP | No Party/ Others | Total | DEM | LIB | REP | Total Voters |
| 1- Rockdale Methodist | 846 | 14 | 739 | 801 | 2400 | 274 | 0 | 55 | 329 |
| 2- Theisens | 945 | 8 | 694 | 655 | 2302 | 356 | 5 | 44 | 405 |
| 3- ARC Building | 657 | 4 | 307 | 468 | 1436 | 148 | 1 | 21 | 170 |
| 4- Journey Church | 1002 | 10 | 650 | 974 | 2636 | 237 | 0 | 36 | 273 |
| 5-Arbor Oaks Bible Chapel | 930 | 10 | 588 | 725 | 2253 | 242 | 4 | 36 | 282 |
| 6- Sumitt Cong. Church | 770 | 13 | 549 | 688 | 2020 | 208 | 0 | 31 | 239 |
| 7-St. Peter Lutheran Church | 1083 | 9 | 521 | 742 | 2355 | 301 | 1 | 51 | 353 |
| 8-Emmaus Bible College | 605 | 5 | 372 | 481 | 1463 | 172 | 0 | 20 | 192 |
| 9-Westminster | 722 | 9 | 416 | 640 | 1787 | 161 | 1 | 16 | 178 |
| 10- Westminster | 929 | 15 | 424 | 786 | 2154 | 233 | 2 | 20 | 255 |
| 11-UAW Local 94 Hall | 785 | 15 | 367 | 642 | 1809 | 196 | 1 | 29 | 226 |
| 12-Windsor Park | 1019 | 10 | 390 | 651 | 2070 | 215 | 3 | 28 | 246 |
| 13-Moose Lodge | 725 | 9 | 256 | 557 | 1547 | 146 | 3 | 28 | 177 |
| 14-Sacred Heart | 656 | 9 | 210 | 570 | 1445 | 101 | 0 | 14 | 115 |
| 15- Holy Trinity | 860 | 13 | 333 | 637 | 1843 | 169 | 2 | 14 | 185 |
| 16-Election Annex | 493 | 14 | 175 | 403 | 1085 | 89 | 4 | 2 | 95 |
| 17-St John's | 475 | 13 | 209 | 452 | 1149 | 89 | 3 | 12 | 104 |
| 18-Federal Building | 662 | 10 | 266 | 564 | 1502 | 153 | 5 | 13 | 171 |
| 19-YMCA Building | 797 | 11 | 342 | 585 | 1735 | 243 | 2 | 20 | 265 |
| 20-Fogarty Hall | 932 | 6 | 503 | 627 | 2068 | 298 | 2 | 25 | 325 |
| City Totals | 15,895 | 207 | 8,310 | 12,647 | 37,059 | 4,031 | 39 | 515 | 4,585 |

**STATE PRIMARY STATISTICS
JUNE 5, 2018**

| PCT. | ELIGIBLE VOTERS | | | | | TOTAL VOTERS (POLLS) | | | |
|---------------------------------|-----------------|------------|---------------|---------------------|---------------|----------------------|-----------|-------------|-----------------|
| | DEM | LIB | REP | No Party/ Others | Total | DEM | LIB | REP | Total Voters |
| 31-Asbury City Hall | 841 | 9 | 590 | 736 | 2176 | 248 | 1 | 46 | 295 |
| 32-The Meadows Golf | 867 | 11 | 882 | 1025 | 2785 | 251 | 1 | 33 | 285 |
| 33-Cascade City Hall | 621 | 3 | 375 | 727 | 1726 | 141 | 0 | 33 | 174 |
| 34- Peosta Community | 834 | 9 | 894 | 1072 | 2809 | 242 | 1 | 54 | 297 |
| 35-Luxemburg C.H. | 523 | 4 | 581 | 598 | 1706 | 143 | 2 | 44 | 189 |
| 36- Hope Church | 645 | 9 | 663 | 674 | 1991 | 141 | 1 | 24 | 166 |
| 37- Dyersville Social Center | 240 | 3 | 300 | 266 | 809 | 50 | 1 | 44 | 95 |
| 38- Dyersville Social Center | 259 | 7 | 257 | 356 | 879 | 49 | 0 | 14 | 63 |
| 39- Beckman School | 521 | 2 | 588 | 726 | 1837 | 98 | 0 | 57 | 155 |
| 40- Farley City Hall | 391 | 1 | 220 | 420 | 1032 | 116 | 2 | 23 | 141 |
| 41-Epworth Council | 790 | 10 | 411 | 732 | 1943 | 242 | 1 | 36 | 279 |
| 42-SS Peter & Paul School | 802 | 10 | 566 | 765 | 2143 | 180 | 2 | 43 | 225 |
| 43- Key West Fire | 927 | 15 | 647 | 922 | 2511 | 180 | 0 | 38 | 218 |
| 44- Bernard Fire | 179 | 1 | 111 | 149 | 440 | 37 | 1 | 2 | 40 |
| 45- Swiss Valley Center | 544 | 3 | 553 | 669 | 1769 | 108 | 0 | 21 | 129 |
| Rural Total | 8984 | 97 | 7638 | 9837 | 26,556 | 2,226 | 13 | 512 | 2,751 |
| 46- Absentee | | | | | | 2,783 | 10 | 184 | 2,977 |
| Totals | 24,877 | 304 | 15,949 | 22,485 | 63,615 | 9,040 | 62 | 1211 | 10,313 |

**STATE PRIMARY STATISTICS
JUNE 5, 2018**

| PCT. | POLITICAL PARTY CHANGES | | | | | | | | | |
|-----------------------------|-------------------------|----------|------------|---------|---------|-----------|----------|--------|---------|---------|
| | Rep - Dem | NP - Dem | Green -Dem | LIB-DEM | Dem-LIB | Dem - Rep | NP - Rep | NP-LIB | LIB-REP | Rep-LIB |
| 1- Rockdale Methodist | 20 | 40 | 0 | 0 | 0 | 5 | 12 | 0 | 0 | 0 |
| 2- Theisens | 22 | 47 | 0 | 0 | 0 | 2 | 3 | 1 | 0 | 1 |
| 3- ARC Building | 11 | 13 | 0 | 0 | 0 | 1 | 5 | 0 | 0 | 0 |
| 4- Journey Church | 12 | 41 | 0 | 0 | 0 | 4 | 2 | 0 | 0 | 0 |
| 5-Arbor Oaks Bible Chapel | 17 | 39 | 0 | 0 | 0 | 2 | 2 | 2 | 0 | 0 |
| 6- Sumitt Cong. Church | 13 | 33 | 0 | 0 | 0 | 1 | 4 | 0 | 0 | 0 |
| 7-St. Peter Lutheran Church | 13 | 34 | 0 | 0 | 0 | 5 | 6 | 1 | 0 | 0 |
| 8-Emmaus Bible College | 5 | 19 | 0 | 0 | 0 | 3 | 1 | 0 | 0 | 0 |
| 9-Westminster | 7 | 18 | 0 | 1 | 0 | 4 | 2 | 0 | 0 | 0 |
| 10- Westminster | 9 | 30 | 0 | 1 | 1 | 1 | 2 | 2 | 0 | 0 |
| 11-UAW Local 94 Hall | 4 | 25 | 1 | 0 | 0 | 2 | 3 | 0 | 1 | 0 |
| 12-Windsor Park | 9 | 14 | 0 | 0 | 1 | 5 | 7 | 0 | 0 | 2 |
| 13-Moose Lodge | 3 | 17 | 0 | 0 | 0 | 7 | 2 | 0 | 0 | 0 |
| 14-Sacred Heart | 3 | 16 | 0 | 0 | 0 | 3 | 1 | 0 | 0 | 0 |
| 15- Holy Trinity | 3 | 12 | 0 | 0 | 1 | 0 | 1 | 1 | 0 | 0 |
| 16-Election Annex | 2 | 18 | 1 | 0 | 0 | 0 | 1 | 2 | 0 | 2 |
| 17-St John's | 1 | 12 | 0 | 1 | 1 | 0 | 1 | 1 | 0 | 0 |
| 18-Federal Building | 5 | 24 | 2 | 0 | 1 | 0 | 2 | 4 | 0 | 0 |
| 19-YMCA Building | 9 | 33 | 0 | 0 | 0 | 2 | 1 | 0 | 1 | 2 |
| 20-Fogarty Hall Center | 16 | 40 | 0 | 0 | 0 | 2 | 2 | 1 | 0 | 1 |
| City Totals | 184 | 525 | 4 | 3 | 5 | 49 | 60 | 15 | 2 | 8 |

**STATE PRIMARY STATISTICS
JUNE 5, 2018**

| PCT. | POLITICAL PARTY CHANGES | | | | | | | | | |
|------------------------------|-------------------------|----------|------------|---------|---------|-----------|----------|--------|---------|---------|
| | Rep - Dem | NP - Dem | Green -Dem | LIB-DEM | Dem-LIB | Dem - Rep | NP - Rep | NP-LIB | LIB-REP | REP-LIB |
| 31-Asbury City Hall | 13 | 19 | 0 | 0 | 0 | 4 | 4 | 1 | 0 | 0 |
| 32-The Meadows Golf | 9 | 35 | 0 | 0 | 0 | 4 | 2 | 0 | 0 | 0 |
| 33-Cascade City Hall | 9 | 18 | 1 | 0 | 0 | 2 | 5 | 0 | 0 | 0 |
| 34- Peosta Community | 21 | 39 | 0 | 0 | 0 | 5 | 3 | 0 | 0 | 0 |
| 35-Luxemburg C.H. | 15 | 11 | 0 | 0 | 0 | 5 | 2 | 1 | 0 | 0 |
| 36- Hope Church | 10 | 19 | 0 | 0 | 0 | 0 | 4 | 0 | 0 | 1 |
| 37- Dyersville Social Center | 2 | 6 | 0 | 0 | 0 | 4 | 1 | 1 | 0 | 1 |
| 38- Dyersville Social Center | 1 | 6 | 0 | 0 | 0 | 2 | 2 | 0 | 0 | 0 |
| 39- Beckman School | 5 | 6 | 0 | 0 | 0 | 5 | 1 | 0 | 0 | 0 |
| 40- Farley City Hall | 5 | 8 | 0 | 0 | 0 | 0 | 2 | 0 | 0 | 2 |
| 41-Epworth Council | 9 | 31 | 0 | 0 | 0 | 4 | 3 | 0 | 0 | 0 |
| 42-SS Peter & Paul School | 8 | 25 | 0 | 0 | 0 | 4 | 6 | 0 | 0 | 2 |
| 43- Key West Fire | 6 | 23 | 0 | 0 | 0 | 2 | 6 | 0 | 0 | 0 |
| 44- Bernard Fire | 0 | 4 | 0 | 0 | 0 | 0 | 0 | 0 | 0 | 0 |
| 45- Swiss Valley Center | 10 | 4 | 0 | 0 | 0 | 1 | 0 | 0 | 0 | 0 |
| Rural Total | 123 | 254 | 1 | 0 | 0 | 42 | 41 | 3 | 0 | 6 |
| Totals | 307 | 779 | 5 | 3 | 5 | 91 | 101 | 18 | 2 | 14 |

**STATE PRIMARY STATISTICS
JUNE 5, 2018**

| | TOTAL VOTES (POLLS AND ABSENTEE) | | | | |
|------------------------------------|----------------------------------|-----|-----|-------|---------|
| | DEM | LIB | REP | TOTAL | Percent |
| 1- Rockdale Methodist | 413 | 0 | 64 | 477 | 18.97 |
| 2- Theisens | 544 | 5 | 56 | 605 | 24.42 |
| 3- ARC Building | 229 | 1 | 21 | 251 | 16.44 |
| 4- Journey Church | 369 | 0 | 39 | 408 | 14.31 |
| 5-Arobor Oaks Bible Chapel | 413 | 4 | 44 | 461 | 19.32 |
| 6- Sumitt Cong. Church | 302 | 0 | 35 | 337 | 15.82 |
| 7-St. Peter Lutheran Church | 515 | 1 | 68 | 584 | 23.19 |
| 8-Emmaus Bible College | 260 | 0 | 25 | 285 | 18.39 |
| 9-Westminster | 213 | 1 | 21 | 235 | 10.85 |
| 10- Westminster | 379 | 2 | 25 | 406 | 16.08 |
| 11-UAW Local 94 Hall | 234 | 1 | 35 | 270 | 13.64 |
| 12-Windsor Park | 340 | 3 | 39 | 382 | 17.45 |
| 13-Moose Lodge | 176 | 4 | 31 | 211 | 11.87 |
| 14-Sacred Heart | 116 | 1 | 15 | 132 | 8.14 |
| 15- Holy Trinity | 248 | 2 | 34 | 284 | 14.46 |
| 16-Election Annex | 126 | 4 | 2 | 132 | 9.52 |
| 17-St John's | 122 | 3 | 12 | 137 | 9.65 |
| 18-Federal Building | 246 | 6 | 15 | 267 | 14.94 |
| 19-YMCA Building | 399 | 3 | 25 | 427 | 22.27 |
| 20-Fogarty Hall Center | 517 | 2 | 36 | 555 | 25.30 |
| City Totals | 6,161 | 43 | 642 | 6,846 | 16.75 |

**STATE PRIMARY STATISTICS
JUNE 5, 2018**

| | VOTERS TOTAL VOTES (POLLS AND ABSENTEE) | | | | |
|----------------------------|---|-----|-------|--------|---------|
| | DEM | LIB | REP | TOTAL | PERCENT |
| 31-Asbury City Hall | 329 | 2 | 51 | 382 | 16.59 |
| 32-The Meadows Golf | 320 | 1 | 38 | 359 | 12.38 |
| 33-Cascade City Hall | 165 | 0 | 39 | 204 | 11.41 |
| 34- Peosta Community | 328 | 1 | 58 | 387 | 13.31 |
| 35-Luxemburg C.H. | 177 | 3 | 47 | 227 | 13.11 |
| 36- Hope Church | 179 | 1 | 29 | 209 | 7.73 |
| 37- Dyersville Social Cntr | 72 | 1 | 49 | 122 | 14.56 |
| 38- Dyersville Social Cntr | 65 | 0 | 16 | 81 | 8.95 |
| 39- Beckman School | 126 | 0 | 59 | 185 | 9.87 |
| 40- Farley City Hall | 130 | 2 | 26 | 158 | 14.82 |
| 41-Epworth Council | 334 | 3 | 38 | 375 | 18.80 |
| 42-SS Peter & Paul Sch | 230 | 2 | 51 | 283 | 12.85 |
| 43- Key West Fire | 231 | 2 | 39 | 272 | 10.49 |
| 44- Bernard Fire | 40 | 1 | 2 | 43 | 9.35 |
| 45- Swiss Valley Center | 153 | 0 | 27 | 180 | 9.83 |
| Rural Total | 2,879 | 19 | 569 | 3,467 | 12.34 |
| Totals | 9,040 | 62 | 1,211 | 10,313 | 14.95 |

**STATE PRIMARY STATISTICS
JUNE 5, 2018**

| | ABSENTEE BALLOT REQUESTS | | | | BALLOTS RETURNED | | | |
|-------------------------------------|--------------------------|-----|-----|-------|------------------|-----|-----|-------|
| | DEM | LIB | REB | TOTAL | DEM | LIB | REP | TOTAL |
| 1- Rockdale Methodist | 148 | 2 | 13 | 163 | 140 | 0 | 9 | 149 |
| 2- Theisens | 200 | 0 | 13 | 213 | 188 | 0 | 12 | 200 |
| 3- ARC Building | 89 | 0 | 0 | 89 | 81 | 0 | 0 | 81 |
| 4- Journey Church | 142 | 1 | 5 | 148 | 133 | 0 | 3 | 136 |
| 5- Arbor Oaks Bible Chapel | 189 | 1 | 8 | 198 | 171 | 0 | 8 | 179 |
| 6- Sumitt Cong. Church | 101 | 0 | 5 | 106 | 94 | 0 | 5 | 99 |
| 7- St. Peter Lutheran Church | 234 | 1 | 18 | 253 | 217 | 0 | 17 | 234 |
| 8- Emmaus Bible College | 91 | 0 | 7 | 98 | 88 | 0 | 5 | 93 |
| 9- Westminster | 56 | 0 | 5 | 61 | 51 | 0 | 5 | 56 |
| 10- Westminster | 164 | 1 | 5 | 170 | 146 | 0 | 5 | 151 |
| 11- UAW Local 94 Hall | 41 | 0 | 6 | 47 | 38 | 0 | 6 | 44 |
| 12- Windsor Park | 130 | 1 | 13 | 144 | 126 | 0 | 11 | 137 |
| 13- Moose Lodge | 31 | 1 | 3 | 35 | 30 | 1 | 3 | 34 |
| 14- Sacred Heart | 18 | 1 | 2 | 21 | 16 | 1 | 1 | 18 |
| 15- Holy Trinity | 91 | 0 | 27 | 118 | 78 | 0 | 20 | 98 |
| 16- Election Annex | 38 | 0 | 0 | 38 | 38 | 0 | 0 | 38 |
| 17- St John's | 31 | 0 | 0 | 31 | 31 | 0 | 0 | 31 |
| 18- Federal Building | 102 | 2 | 2 | 106 | 95 | 1 | 2 | 98 |
| 19- YMCA Building | 167 | 1 | 5 | 173 | 156 | 1 | 5 | 162 |
| 20- Fogarty Hall Center | 234 | 0 | 14 | 248 | 219 | 0 | 12 | 231 |
| City Totals | 2,297 | 12 | 151 | 2,460 | 2,136 | 4 | 129 | 2,269 |

**STATE PRIMARY STATISTICS
JUNE 5, 2018**

| | ABSENTEE BALLOT REQUESTS | | | | BALLOTS RETURNED | | | |
|--------------------------------------|--------------------------|-----|-----|-------|------------------|-----|-----|-------|
| | DEM | LIB | REP | TOTAL | DEM | LIB | REP | TOTAL |
| 31-Asbury City Hall | 87 | 1 | 6 | 94 | 79 | 1 | 6 | 86 |
| 32-The Meadows Golf | 74 | 0 | 6 | 80 | 72 | 0 | 5 | 77 |
| 33-Cascade City Hall | 29 | 0 | 5 | 34 | 27 | 0 | 5 | 32 |
| 34- Peosta Community | 89 | 0 | 4 | 93 | 87 | 0 | 4 | 91 |
| 35-Luxemburg C.H. | 33 | 2 | 3 | 38 | 33 | 1 | 3 | 37 |
| 36- Hope Church | 43 | 0 | 6 | 49 | 38 | 0 | 6 | 44 |
| 37- Dyersville Social Center | 27 | 1 | 7 | 35 | 22 | 0 | 5 | 27 |
| 38- Dyersville Social Center | 24 | 0 | 2 | 26 | 17 | 0 | 2 | 19 |
| 39- Beckman School | 29 | 0 | 3 | 32 | 28 | 0 | 2 | 30 |
| 40- Farley City Hall | 15 | 0 | 4 | 19 | 14 | 0 | 3 | 17 |
| 41-Epworth Council | 100 | 2 | 2 | 104 | 92 | 2 | 2 | 96 |
| 42-SS Peter & Paul School | 52 | 0 | 9 | 61 | 51 | 0 | 8 | 59 |
| 43- Key West Fire Station | 53 | 2 | 1 | 56 | 51 | 2 | 1 | 54 |
| 44- Bernard Fire | 2 | 0 | 0 | 2 | 2 | 0 | 0 | 2 |
| 45- Swiss Valley Center | 49 | 0 | 8 | 57 | 45 | 0 | 6 | 51 |
| Rural Total | 706 | 8 | 66 | 780 | 658 | 6 | 58 | 722 |
| Totals | 3,003 | 20 | 217 | 3,240 | 2,794 | 10 | 187 | 2,991 |