


**GENERAL ELECTION  
NOVEMBER 6, 2012**


PCT.	PRESIDENT OF THE UNITED STATES					
	Barack Obama Joe Biden	Mitt Romney Paul Ryan	Virgil Goode James Clymer	Jill Stein Cheri Honkala	Gary Johnson James P. Gray	Gloria LaRiva Stefanie Beachman
1- Rockdale Methodist	401	520	0	0	10	0
2- Theisens	404	481	1	4	11	0
3- ARC Building	264	253	1	2	6	0
4- Journey Church	424	513	4	3	11	1
5-Tri-State Blind	498	493	3	2	9	0
6- Sumitt Cong. Church	410	468	0	1	13	0
7-Tri-State Blind	466	432	1	3	9	0
8-Emmaus Bible College	285	279	2	2	6	0
9-Westminister	346	298	2	3	12	0
10- Westminister	426	659	1	5	16	0
11-UAW Local 94 Hall	445	306	1	3	9	0
12-Windsor Park	452	318	1	2	7	0
13-Comiskey Park	488	275	1	0	11	0
14-Sacred Heart	368	166	0	4	8	0
15- Holy Trinity	477	280	0	1	7	0
16-Election Annex	255	96	0	0	11	1
17-St John's	305	154	2	2	14	0
18-Federal Building	399	237	0	1	16	0
19-YMCA Bldg	414	342	3	5	13	0
20-Fogarty Hall Center	424	371	0	2	12	0
<b>City Totals</b>	<b>7,951</b>	<b>6,941</b>	<b>23</b>	<b>45</b>	<b>211</b>	<b>2</b>

PCT.	PRESIDENT OF THE UNITED STATES					
	Barack Obama Joe Biden	Mitt Romney Paul Ryan	Virgil Goode James Clymer	Jill Stein Cheri Honkala	Gary Johnson James P. Gray	Gloria LaRiva Stefanie Beachm
31- Asbury Fire	424	508	0	0	11	0
32-The Meadows Golf	420	720	0	1	11	0
33-Cascade City Hall	421	382	0	2	13	0
34- Peosta Community	532	708	0	4	11	1
35-Luxemburg C.H.	319	446	2	1	4	0
36- Hope Church	386	566	0	2	5	1
37- Xavier Church	142	225	0	0	4	0
38- Dyersville City Hall	222	239	0	0	3	1
39- Beckman School	311	485	1	1	3	0
40- Farley City Hall	313	213	2	2	5	0
41-Epworth Council	493	447	0	0	6	0
42-SS Peter & Paul Sch	402	433	3	0	9	0
43- Key West Fire	486	580	2	3	8	0
44- Bernard Fire	133	109	1	1	1	0
45- Swiss Valley Center	312	478	1	3	9	0
<b>Rural Total</b>	<b>5,316</b>	<b>6,539</b>	<b>12</b>	<b>20</b>	<b>103</b>	<b>3</b>
46- Absentee	15,268	8,033	28	44	124	4
<b>Totals</b>	<b>28,535</b>	<b>21,513</b>	<b>63</b>	<b>109</b>	<b>438</b>	<b>9</b>

We the undersigned, members of the Board of Supervisors and ex officio Board of Canvassers for Dubuque County, Iowa, according to section 43.49 Code of Iowa, do hereby certify that the foregoing is a true and correct abstract of the votes cast in the General Election in said county on the 6th day of November 2012 for the various candidates and questions as shown by the official canvass of the returns from the townships and election precincts.


In testimony whereof, we have hereunto set our hands and caused this to be attested to and sealed by the County Auditor and Commissioner of Elections of Dubuque County this 13th day of November, 2012.

  
Eric Manternach, Member

  
Wayne Demmer, Member

  
Daryl Klein, Chair

ATTEST:

  
Denise M. Dolan, County Auditor  
and Commissioner of Elections

**GENERAL ELECTION  
NOVEMBER 6, 2012**

PCT.	PRESIDENT		UNITED STATES REPRESENTATIVE DISTRICT I			
	James Harris Alyson Kennedy	Jerry Litzel Jim Litzel	Bruce Braley	Ben Lange	Gregory Hughes	George Todd Krall II
1- Rockdale Methodist	0	0	422	474	8	0
2- Theisens	0	0	419	444	7	2
3- ARC Building	1	1	253	242	2	2
4- Journey Church	0	0	441	476	11	0
5-Tri-State Blind	0	1	520	437	7	0
6- Sumitt Cong. Church	0	1	439	420	6	1
7-Tri-State Blind	1	0	483	392	9	0
8-Emmaus Bible College	0	0	295	247	1	2
9-Westminister	0	0	353	281	7	2
10- Westminister	0	0	634	402	7	6
11-UAW Local 94 Hall	0	0	444	287	4	1
12-Windsor Park	0	1	477	271	6	2
13-Comiskey Park	1	0	505	234	12	1
14-Sacred Heart	1	1	361	157	10	1
15- Holy Trinity	0	1	461	271	4	2
16-Election Annex	0	1	240	100	7	1
17-St John's	0	0	296	155	5	0
18-Federal Building	1	0	395	227	12	3
19-YMCA Bldg	0	0	419	322	5	2
20-Fogarty Hall Center	0	0	419	360	10	0
City Totals	5	7	8,276	6,199	140	28

PCT.	PRESIDENT		UNITED STATES REPRESENTATIVE DISTRICT 1			
	James Harris Alyson Kennedy	Jerry Litzel Jim Litzel	Bruce Braley	Ben Lauge	Gregory Hughes	George Todd Krall II
31- Asbury Fire	0	0	439	479	5	0
32-The Meadows Golf	0	0	482	625	5	1
33-Cascade City Hall	0	1	418	368	13	2
34- Peosta Community	0	1	555	670	8	2
35-Luxemburg C.H.	0	1	336	426	5	1
36- Hope Church	1	1	434	496	6	4
37- Xavier Church	0	0	162	200	2	0
38- Dyersville City Hall	0	0	225	230	5	1
39- Beckman School	0	0	340	421	4	2
40- Farley City Hall	0	0	316	197	3	1
41-Epworth Council	1	0	498	423	14	0
42-SS Peter & Paul Sch	0	1	397	419	7	3
43- Key West Fire	0	0	537	497	9	2
44- Bernard Fire	0	0	143	90	3	0
45- Swiss Valley Center	0	0	341	427	6	0
Rural Total	2	5	5,623	5,968	95	19
46- Absentee	7	11	11	11	11	11
Totals	14	23	13,910	12,178	246	58

## GENERAL ELECTION NOVEMBER 6, 2012

PRECINCT	Iowa Senate #50		House #57	House # 58		House # 99		House #100
	Pam Jochum	William Johnson	Nancy A. Dunkel	Tom Schuelloer	Brian Moore	Pat Murphy	Paul Kern	Charles Isenhart
1- Rockdale Methodist	473	410				380	522	
2- Theisens	454	394				507	365	
3- ARC Building	291	209				261	247	
4- Journey Church	474	422				414	502	
5-Tri-State Blind	556	397				503	469	
6- Sumitt Cong. Church	484	370						578
7-Tri-State Blind	518	360				422	463	
8-Emmaus Bible College	334	208						3,850
9-Westminister	364	256						459
10- Westminister	526	228				439	613	
11-UAW Local 94 Hall	468	260						534
12-Windsor Park	526	228						556
13-Comiskey Park	529	215						589
14-Sacred Heart	384	135						418
15- Holy Trinity	513	228						545
16-Election Annex	250	98						273
17-St John's	320	129						343
18-Federal Building	394	226				379	254	
19-YMCA Bldg	459	285				331	431	
20-Fogarty Hall Center	455	324				412	384	
<b>City Totals</b>	<b>8,772</b>	<b>5,382</b>	<b>0</b>	<b>0</b>	<b>0</b>	<b>4,048</b>	<b>4,250</b>	<b>8,145</b>

PRECINCT	Iowa Senate #50		House #57	House # 58		House # 99		House #100
	Pam Jochum	William Johnson	Nancy A. Dunkel	Tom Schuelloer	Brian Moore	Pat Murphy	Paul Kern	Charles Isenhart
31- Asbury Fire			563					
32-The Meadows Golf			667					
33-Cascade City Hall				373	406			
34- Peosta Community			791					
35-Luxemburg C.H.			582					
36- Hope Church	477	433						612
37- XavierChurch			289					
38- Dyersville City Hall			363					
39- Beckman School			627					
40- Farley City Hall			449					
41-Epworth Council			697					
42-SS Peter & Paul Sch			509					
43- Key West Fire			636	7	15			
44- Bernard Fire			159					
45- Swiss Valley Center			451					
Rural Total	477	433	6,783	380	421	0	0	612
46- Absentee	11,410	3,843	4,995	328	164	5,925	2,697	5,270
Totals	20,659	9,658	11,778	708	585	9,973	6,947	14,027

Jeffrey S. Bohle received 204 votes for Taylor Township Trustee and was elected to a four year term.

Donald Schuster received 122 votes for Washington Township Trustee and was elected to a four year term.

**GENERAL ELECTION  
NOVEMBER 6, 2012**

PRECINCT	Board of Supervisors		County Auditor		County Sheriff		Sunnycrest Manor Trustee *
	Wayne Demmer	Rick G. Stoffel	Denise M. Dolan	John E. Hulsizer Jr	Don Vrotsos	Mike Demory	Write-in
1- Rockdale Methodist	478	254	483	368	544	349	26
2- Theisens	469	227	469	344	574	278	32
3- ARC Building	293	125	301	188	300	197	20
4- Journey Church	503	233	503	356	575	323	33
5-Tri-State Blind	586	217	560	364	632	322	34
6- Sumitt Cong. Church	486	192	460	354	554	298	35
7-Tri-State Blind	536	200	517	323	576	295	29
8-Emmaus Bible College	310	135	319	204	337	201	17
9-Westminister	377	150	360	241	411	213	27
10- Westminister	639	241	654	347	695	339	35
11-UAW Local 94 Hall	457	182	465	241	496	234	35
12-Windsor Park	476	174	506	216	534	221	16
13-Comiskey Park	510	141	518	205	512	235	38
14-Sacred Heart	363	104	374	136	367	153	29
15- Holy Trinity	472	154	497	227	491	241	34
16-Election Annex	236	65	249	80	244	97	14
17-St John's	288	88	300	124	306	137	21
18-Federal Building	388	149	404	199	412	201	27
19-YMCA Bldg	463	178	463	250	509	233	50
20-Fogarty Hall Center	448	218	461	287	508	264	37
<b>City Totals</b>	<b>8,778</b>	<b>3,427</b>	<b>8,863</b>	<b>5,054</b>	<b>9,577</b>	<b>4,831</b>	<b>589</b>

PRECINCT	Board of Supervisors		County Auditor		County Sheriff		Sunnycrest Manor Trustee
	Wayne Demmer	Rick G. Stoffel	Denise M. Dolan	John E. Hulsizer Jr	Don Vrotsos	Mike Demory	Write-in
31- Asbury Fire	486	220	467	383	559	325	17
32-The Meadows Golf	553	314	523	504	655	428	30
33-Cascade City Hall	464	259	492	268	489	283	22
34- Peosta Community	707	335	652	506	771	437	49
35-Luxemburg C.H.	479	216	426	297	427	311	24
36- Hope Church	491	281	498	396	573	346	23
37- XavierChurch	227	90	194	144	189	160	16
38- Dyersville City Hall	282	123	271	165	267	171	5
39- Beckman School	484	204	415	310	397	341	11
40- Farley City Hall	338	160	344	148	373	136	18
41-Epworth Council	565	317	583	294	608	298	21
42-SS Peter & Paul Sch	405	332	484	292	481	331	21
43- Key West Fire	569	298	611	356	650	367	22
44- Bernard Fire	124	92	162	60	153	76	4
45- Swiss Valley Center	384	246	372	356	444	313	33
Rural Total	6,558	3,487	6,494	4,479	7,036	4,323	316
46- Absentee	15,789	4,045	16,643	5,518	16,946	5,507	615
Totals	31,125	10,959	32,000	15,051	33,559	14,661	1,520

**\* Kevin Stevens received 47 write-in votes, Leo Kennedy received 38 write-in votes and were Both declared elected to six year terms to the Sunnycrest Manor Board of Trustees.**



**GENERAL ELECTION  
NOVEMBER 6, 2012**

PRECINCT	Soil & Water Conservation District			County Agricultural Extension Council +				
	Melvin Wilgenbusch	Robert M. Lucas	Jeff Reiter	Joseph D. Gonzalez	Charles Smith	Kim T. Snook	Bill Waters	Write-in
1- Rockdale Methodist	373	336	364	293	300	313	331	8
2- Theisens	367	339	344	300	305	336	333	14
3- ARC Building	1,825	165	176	162	156	155	173	6
4- Journey Church	348	334	350	309	292	321	338	27
5-Tri-State Blind	420	373	381	342	346	372	362	14
6- Sumitt Cong. Church	335	316	334	291	290	325	298	9
7-Tri-State Blind	357	325	338	294	301	326	329	13
8-Emmaus Bible College	227	206	206	186	191	208	200	13
9-Westminister	258	254	239	218	232	232	244	15
10- Westminister	403	387	369	335	335	346	367	18
11-UAW Local 94 Hall	280	258	254	222	228	252	255	9
12-Windsor Park	326	281	300	253	249	267	297	12
13-Comiskey Park	279	286	290	235	241	252	271	10
14-Sacred Heart	200	190	195	167	166	201	168	11
15- Holy Trinity	308	273	308	251	258	271	281	9
16-Election Annex	108	113	96	92	92	108	79	6
17-St John's	147	157	141	135	126	143	144	4
18-Federal Building	236	213	224	213	193	204	199	8
19-YMCA Bldg	322	299	318	273	264	290	287	22
20-Fogarty Hall Center	346	312	327	287	291	299	303	13
<b>City Totals</b>	<b>7,465</b>	<b>5,417</b>	<b>5,554</b>	<b>4,858</b>	<b>4,856</b>	<b>5,221</b>	<b>5,259</b>	<b>241</b>

PRECINCT	Soil & Water Conservation District			County Agricultural Extension Council +				
	Melvin Wilgenbusch	Robert M. Lucas	Jeff Reiter	Joseph D. Gonzalez	Charles Smith	Kim T. Snook	Bill Watters	Write-in
31- Asbury Fire	364	333	333	298	293	317	304	5
32-The Meadows Golf	523	464	468	401	415	444	482	17
33-Cascade City Hall	319	312	506	248	346	277	318	28
34- Peosta Community	575	526	559	451	507	484	551	25
35-Luxemburg C.H.	479	392	370	292	366	327	356	19
36- Hope Church	422	376	396	324	348	360	385	9
37- Xavier Church	169	164	153	128	148	150	136	7
38- Dyersville City Hall	209	221	200	163	181	1,853	180	2
39- Beckman School	405	383	375	294	337	326	342	12
40- Farley City Hall	237	251	241	187	244	200	215	1
41-Epworth Council	511	483	498	373	498	388	467	31
42-SS Peter & Paul Sch	466	323	342	290	314	292	377	22
43- Key West Fire	406	382	453	337	360	356	443	12
44- Bernard Fire	90	82	127	55	85	58	103	11
45- Swiss Valley Center	321	283	341	249	269	268	343	15
Rural Total	5,496	4,975	5,362	4,090	4,711	6,100	5,002	216
49- Absentee	10,090	9,204	9,435	8,340	8,662	8,913	9,264	382
Totals	23,051	19,596	20,351	17,288	18,229	20,234	19,525	839

+ Mary LuAnn Krapfl received 28 votes and was declared elected to a four year term on the Dubuque County Agricultural Extension Board.

**GENERAL ELECTION  
NOVEMBER 6, 2012**

	Supreme Court							
	Edward Mansfield		Thomas D. Waterman		David S. Wiggins		Bruce B. Zager	
	YES	NO	YES	NO	YES	NO	YES	NO
1- Rockdale Methodist	440	121	440	119	336	343	432	127
2- Theisens	421	132	424	131	378	279	424	134
3- ARC Building	230	82	242	69	204	147	234	77
4- Journey Church	439	125	442	125	386	266	424	137
5-Tri-State Blind	473	141	480	136	395	323	475	144
6- Sumitt Cong. Church	441	113	447	112	365	274	439	122
7-Tri-State Blind	416	134	424	127	353	305	418	136
8-Emmaus Bible College	255	94	252	87	244	172	258	95
9-Westminister	333	108	321	112	314	177	326	114
10- Westminister	485	179	485	171	457	289	498	174
11-UAW Local 94 Hall	344	107	349	100	289	251	353	101
12-Windsor Park	350	116	363	101	310	251	349	124
13-Comiskey Park	364	134	372	126	306	256	367	134
14-Sacred Heart	266	93	278	81	258	137	272	85
15- Holy Trinity	381	110	389	103	352	202	376	116
16-Election Annex	147	47	149	46	153	59	148	45
17-St John's	199	70	197	73	200	117	199	72
18-Federal Building	305	106	306	104	293	153	314	97
19-YMCA Bldg	398	98	405	92	361	202	402	98
20-Fogarty Hall Center	401	118	396	118	335	271	406	120
<b>City Totals</b>	<b>7,088</b>	<b>2,228</b>	<b>7,161</b>	<b>2,133</b>	<b>6,289</b>	<b>4,474</b>	<b>7,114</b>	<b>2,252</b>

Precinct	SUPREME COURT							
	Edward Mansfield		Thomas D. Waterman		David S. Wiggins		Bruce B. Zager	
	YES	NO	YES	NO	YES	NO	YES	NO
31- Asbury Fire	401	110	409	102	360	262	403	111
32-The Meadows Golf	532	157	535	149	427	393	542	150
33-Cascade City Hall	384	145	386	140	317	303	371	161
34- Peosta Community	548	210	553	197	463	420	555	209
35-Luxemburg C.H.	349	173	364	162	228	395	356	172
36- Hope Church	426	185	449	166	351	376	439	178
37- XavierChurch	156	64	159	63	116	152	163	63
38- Dyersville City Hall	211	71	212	63	159	190	206	78
39- Beckman School	367	150	366	147	258	355	373	148
40- Farley City Hall	257	76	264	71	226	162	253	81
41-Epworth Council	439	163	441	156	355	348	435	172
42-SS Peter & Paul Sch	349	155	362	142	276	324	349	164
43- Key West Fire	447	154	446	150	382	314	449	158
44- Bernard Fire	87	33	86	35	78	66	88	34
45- Swiss Valley Center	335	127	338	127	273	284	333	136
Rural Total	5,288	1,973	5,370	1,870	4,269	4,344	5,315	2,015
46 Absentee	11,430	2,728	11,584	2,580	10,795	5,274	11,371	2,802
Totals	23,806	6,929	24,115	6,583	21,353	14,092	23,800	7,069

**GENERAL ELECTION  
NOVEMBER 6, 2012**

Precinct	COURT OF APPEALS						DISTRICT 1A	
	Michael R. Mullins		Mary Ellen Tabor		Anuradha Vaitheswaran		Monica Ackley	
	YES	NO	YES	NO	YES	NO	YES	NO
1- Rockdale Methodist	433	99	442	103	375	148	471	142
2- Theisens	417	118	425	117	384	150	458	157
3- ARC Building	234	60	243	53	214	83	246	79
4- Journey Church	441	106	445	115	405	144	468	148
5-Tri-State Blind	476	129	483	127	434	164	518	154
6- Sumitt Cong. Church	427	88	427	89	384	124	468	127
7-Tri-State Blind	430	110	429	107	375	151	470	132
8-Emmaus Bible College	261	72	269	73	244	89	288	82
9-Westminister	326	86	331	95	303	117	345	113
10- Westminister	505	141	500	157	422	217	544	184
11-UAW Local 94 Hall	345	90	349	94	307	132	382	121
12-Windsor Park	357	99	358	109	313	137	395	125
13-Comiskey Park	381	109	369	128	323	165	398	139
14-Sacred Heart	260	87	271	81	236	110	279	108
15- Holy Trinity	396	86	389	97	346	130	417	116
16-Election Annex	153	34	148	40	134	50	159	44
17-St John's	196	61	205	54	182	74	220	62
18-Federal Building	315	82	321	85	298	104	325	95
19-YMCA Bldg	412	70	420	72	374	108	417	105
20-Fogarty Hall Center	412	95	406	111	366	134	431	135
<b>City Totals</b>	<b>7,177</b>	<b>1,822</b>	<b>7,230</b>	<b>1,907</b>	<b>6,419</b>	<b>2,531</b>	<b>7,699</b>	<b>2,368</b>

Precinct	COURT OF APPEALS						DISTRICT 1A	
	Michael R. Mullins		Mary Ellen Tabor		Anuradha Vaitheswaran		Monica Ackley	
	YES	NO	YES	NO	YES	NO	YES	NO
31- Asbury Fire	402	87	419	82	375	110	464	111
32-The Meadows Golf	538	131	540	132	477	179	588	185
33-Cascade City Hall	391	117	394	130	336	166	385	158
34- Peosta Community	564	164	570	158	490	231	615	209
35-Luxemburg C.H.	340	161	354	151	305	194	352	170
36- Hope Church	452	145	449	154	399	189	488	195
37- XavierChurch	161	51	167	48	136	72	166	56
38- Dyersville City Hall	208	66	216	62	185	84	218	73
39- Beckman School	366	136	352	152	307	190	356	174
40- Farley City Hall	259	62	267	55	237	84	280	65
41-Epworth Council	439	140	454	141	394	182	468	180
42-SS Peter & Paul Sch	361	125	360	138	305	181	400	171
43- Key West Fire	447	126	444	144	393	181	499	178
44- Bernard Fire	97	29	92	35	80	40	92	43
45- Swiss Valley Center	334	114	347	109	291	155	364	151
Rural Total	5,359	1,654	5,425	1,691	4,710	2,238	5,735	2,119
46- Absentee	11,438	2,178	11,714	2,178	10,300	3,216	12,160	3,214
Totals	23,974	5,654	24,369	5,776	21,429	7,985	25,594	7,701

**GENERAL ELECTION  
NOVEMBER 6, 2012**

Precinct	DISTRICT COURT 1 A						District Associate	
	John J. Bauercamper		Thomas Bitter		Margaret L. Lingreen		Randal J. Nigg	
	YES	NO	YES	NO	YES	NO	YES	NO
1- Rockdale Methodist	425	106	498	118	435	112	498	110
2- Theisens	406	127	481	120	423	127	489	102
3- ARC Building	227	72	256	76	230	73	253	68
4- Journey Church	422	119	489	122	441	111	490	114
5-Tri-State Blind	472	131	548	137	479	129	527	134
6- Sumitt Cong. Church	427	100	482	102	432	102	477	89
7-Tri-State Blind	415	123	510	113	420	124	499	96
8-Emmaus Bible College	245	82	286	77	260	75	300	73
9-Westminister	324	93	353	103	326	98	368	89
10- Westminister	474	161	547	173	498	161	548	161
11-UAW Local 94 Hall	329	106	387	107	349	104	380	111
12-Windsor Park	340	114	378	129	366	99	379	123
13-Comiskey Park	361	127	395	125	371	133	391	131
14-Sacred Heart	260	91	264	107	271	85	269	97
15- Holy Trinity	370	104	406	123	382	100	409	111
16-Election Annex	141	44	157	49	144	46	159	43
17-St John's	189	71	220	64	204	58	219	60
18-Federal Building	298	93	331	93	310	86	336	82
19-YMCA Bldg	395	87	415	104	406	79	436	83
20-Fogarty Hall Center	395	113	448	116	405	108	448	105
<b>City Totals</b>	<b>6,915</b>	<b>2,064</b>	<b>7,851</b>	<b>2,158</b>	<b>7,152</b>	<b>2,010</b>	<b>7,875</b>	<b>1,982</b>

Precinct	DISTRICT COURT 1 A						District Associate	
	John J. Bauercamper		Thomas Bitter		Margaret L. Lingreen		Randal J. Nigg	
	YES	NO	YES	NO	YES	NO	YES	NO
31- Asbury Fire	403	93	488	95	417	89	473	94
2-The Meadows Golf	527	136	623	145	536	141	575	146
33-Cascade City Hall	368	142	392	156	381	136	371	153
34- Peosta Community	555	177	622	203	564	180	616	169
35-Luxemburg C.H.	344	160	363	171	358	159	342	169
36- Hope Church	426	161	512	169	440	156	487	162
37- Xavier Church	152	62	165	59	157	61	163	55
38- Dyersville City Hall	207	64	216	67	207	66	205	77
39- Beckman School	353	152	388	133	365	152	355	152
40- Farley City Hall	259	64	265	82	271	64	259	70
41-Epworth Council	432	156	482	176	440	163	466	149
42-SS Peter & Paul Sch	349	136	403	153	363	138	371	156
43- Key West Fire	439	149	530	165	444	148	490	155
44- Bernard Fire	77	41	98	38	90	34	96	31
45- Swiss Valley Center	332	112	380	126	328	124	366	114
Rural Total	5,223	1,805	5,927	1,938	5,361	1,811	5,635	1,853
49- Absentee	11,165	2,410	12,656	2,770	11,506	2,355	12,798	2,275
Totals	23,303	6,279	26,434	6,866	24,019	6,176	26,308	6,110



**GENERAL ELECTION  
NOVEMBER 6, 2012**

Pct.	DISTRICT ASSOCIATE		POLITICAL PARTY STATS				VOTERS		
	Robert J. Richter		DEM	REP	NP	OTHER	Eligible	Voted	%
	YES	NO							
1- Rockdale Methodist	444	98	919	678	847	4	2,448	937	38.28%
2- Theisens	453	102	992	772	816	1	2,581	909	35.22%
3- ARC Building	240	66	686	331	558	0	1,575	532	33.78%
4- Journey Church	451	118	1,002	675	980	1	2,658	961	36.16%
5-Tri-State Blind	491	116	941	610	876	4	2,431	1014	41.71%
6- Sumitt Cong. Church	433	89	826	552	728	5	2,111	900	42.63%
7-Tri-State Blind	441	102	1,230	633	813	8	2,684	920	34.28%
8-Emmaus Bible College	262	77	715	379	555	4	1,653	579	35.03%
9-Westminister	342	80	924	582	936	11	2,453	665	27.11%
10- Westminister	497	152	1,107	542	1050	13	2,712	1112	41.00%
11-UAW Local 94	368	90	946	366	728	6	2,046	771	37.68%
12-Windsor Park	357	109	1,105	398	625	3	2,131	791	37.12%
13-Comiskey Park	388	107	948	264	651	6	1,868	786	42.08%
14-Sacred Heart	276	75	824	247	663	2	1,736	554	31.91%
15- Holy Trinity	386	96	949	308	688	1	1,946	772	39.67%
16-Election Annex	153	39	619	176	536	6	1,337	369	27.60%
17-St John's	201	61	671	244	658	3	1,576	478	30.33%
18-Federal Building	300	97	921	346	792	4	2,063	665	32.23%
19-YMCA Bldg	405	85	909	439	750	6	2,104	783	37.21%
20-Fogarty Hall	420	94	1,016	531	739	1	2,287	820	35.85%
<b>City Totals</b>	<b>7,308</b>	<b>1,853</b>	<b>18,250</b>	<b>9073</b>	<b>14989</b>	<b>89</b>	<b>42,400</b>	<b>15,318</b>	<b>36.13%</b>

Pct.	DISTRICT ASSOCIATE		POLITICAL PARTY STATS				VOTERS		
	YES	NO	DEM	REP	NP	OTHER	Eligible	Voted	%
31- Asbury Fire	431	79	738	526	734	1	1,999	949	47.47%
32-The Meadows Golf	551	120	767	789	1,042	0	2,598	1,159	44.61%
33-Cascade Ch	393	124	662	349	773	2	1,786	823	46.08%
34- Peosta Community	586	151	797	757	996	3	2,553	1,268	49.67%
35-Luxemburg C.H.	360	149	528	550	662	1	1,741	784	45.03%
36- Hope Church	463	142	718	595	754	2	2,069	968	46.79%
37- XavierChurch	166	51	279	314	311	1	905	373	41.22%
38- Dyersville City Hall	218	59	282	260	391	2	935	467	49.95%
39- Beckman School	379	122	556	579	698	0	1,833	803	43.81%
40- Farley City Hall	264	59	414	207	399	0	1,020	540	52.94%
41-Epworth Council	451	145	833	381	786	3	2,003	960	47.93%
42-SS Peter & Paul Sch	387	131	780	501	853	3	2,137	862	40.34%
43- Key West Fire	457	128	1,000	578	941	7	2,526	1,090	43.15%
44- Bernard Fire	96	29	218	82	156	0	456	252	55.26%
45- Swiss Valley Center	346	105	592	549	743	1	1,885	805	42.71%
Rural Total	5,548	1,594	9,164	7,017	10,239	26	26,446	12,103	45.77%
49- Absentee	11,693	2,171						23,729	
Totals	24,549	5,618	27,414	16,090	25,228	115	68,846	51,150	74.30%

**GENERAL ELECTION  
NOVEMBER 6, 2012**

Precinct	STRAIGHT PARTY VOTES			SAME DAY REGISTRATIONS			
	Dem	Rep	Total	DEM	REP	NP	Total
1- Rockdale Methodist	112	119	231	5	7	24	36
2- Theisens	110	118	228	8	7	9	24
3- ARC Building	95	71	166	8	2	15	25
4- Journey Church	132	120	252	9	11	23	43
5-Tri-State Blind	130	111	241	6	10	14	30
6- Sumitt Cong. Church	132	119	251	11	7	21	39
7-Tri-State Blind	165	118	283	15	8	29	52
8-Emmaus Bible College	88	73	161	7	9	12	28
9-Westminister	121	81	202	23	19	44	86
10- Westminister	241	132	373	45	22	110	177
11-UAW Local 94 Hall	166	78	244	5	2	18	25
12-Windsor Park	202	71	273	14	7	12	33
13-Comiskey Park	215	74	289	15	7	24	46
14-Sacred Heart	184	43	227	18	3	13	34
15- Holy Trinity	189	79	268	13	4	12	29
16-Election Annex	133	31	164	5	4	36	45
17-St John's	127	52	179	16	10	17	43
18-Federal Building	159	65	224	33	12	38	83
19-YMCA Bldg	147	76	223	24	11	36	71
20-Fogarty Hall Center	115	101	216	12	1	18	31
<b>City Totals</b>	<b>2,963</b>	<b>1,732</b>	<b>4,695</b>	<b>292</b>	<b>163</b>	<b>525</b>	<b>980</b>

**GENERAL ELECTION  
NOVEMBER 6, 2012**

Precinct	STRAIGHT PARTY VOTES			SAME DAY REGISTRATIONS			
	Dem.	Rep.	Total	DEM	REP	NP	Total
31- Asbury Fire	121	124	245	8	6	24	38
32-The Meadows Golf	116	160	276	8	4	19	31
33-Cascade City Hall	125	85	210	9	7	30	46
34- Peosta Community	135	143	278	7	10	13	30
35-Luxemburg C.H.	65	71	136	5	6	11	22
36- Hope Church	121	105	226	11	6	13	30
37- XavierChurch	44	39	83	2	4	5	11
38- Dyersville City Hall	70	48	118	6	1	4	11
39- Beckman School	69	85	154	2	5	11	18
40- Farley City Hall	31	84	115	3	3	7	13
41-Epworth Council	113	65	178	4	3	9	16
42-SS Peter & Paul Sch	108	81	189	5	5	12	22
43- Key West Fire	151	106	257	17	8	19	44
44- Bernard Fire	35	24	59	2	1	7	10
45- Swiss Valley Center	84	114	198	3	6	13	22
Rural Total	1,388	1,334	2,722	92	75	197	364
46- Absentee	7,147	2,172	9,319	5	2	10	17
Totals	11,498	5,238	16,736	389	240	732	1,361