


**GENERAL ELECTION
NOVEMBER 8, 2016**


PCT.	PRESIDENT OF THE UNITED STATES					
	Hillary Clinton Tim Kaine	Donald J. Trump Michael R. Pence	Gary Johnson/ Bill Weld	Lynn Kahn/ Jay Stolba	Darrell L. Castle/ Scott N. Bradley	Jill Stein/ Ajamu Baraka
1- Rockdale Methodist	331	600	59	2	2	13
2- Theisens	344	460	42	0	1	5
3- ARC Building	233	264	37	0	0	6
4- Journey Church	409	546	51	1	0	9
5-Tri-State Blind	385	517	60	1	1	9
6- Sumitt Cong. Church	371	453	43	1	1	8
7-Tri-State Blind	379	443	35	4	0	12
8-Emmaus Bible College	201	325	39	2	5	2
9-Westminister	286	275	41	2	1	17
10- Westminister	379	395	57	6	3	10
11-UAW Local 94 Hall	310	344	45	1	0	10
12-Windsor Park	299	389	45	2	1	8
13-Moose Lodge 355	283	346	26	2	0	11
14-Sacred Heart	294	217	25	1	2	11
15- Holy Trinity	320	410	43	1	0	12
16-Election Annex	190	118	15	0	1	4
17-St John's	219	194	31	0	1	8
18-Federal Building	291	202	51	1	0	14
19-YMCA Bldg	352	297	43	0	1	13
20-Fogarty Hall Center	344	380	41	0	2	15
City Totals	6,220	7,175	829	27	22	197


PCT.	PRESIDENT OF THE UNITED STATES					
	Hillary Clinton Tim Kaine	Donald J. Trump Michael R. Pence	Gary Johnson/ Bill Weld	Lynn Kahn/ Jay Stolba	Darrell L. Castle/ Scott N. Bradley	Jill Stein/ Ajamu Baraka
31- Asbury City Hall	361	510	48	2	0	11
32-The Meadows Golf	337	730	52	1	1	4
33-Cascade City Hall	290	486	32	2	0	0
34- Peosta Community	422	840	49	2	0	4
35-Luxemburg C.H.	174	610	28	1	0	1
36- Hope Church	275	579	47	1	2	8
37- Operation New View	88	285	3	1	2	2
38- Social Center	130	298	27	1	1	4
39- Beckman School	199	560	20	0	3	5
40- Farley City Hall	205	354	27	1	0	3
41-Epworth Council	320	597	34	4	2	4
42-SS Peter & Paul Sch	253	613	50	3	0	5
43- Key West Fire	296	684	29	1	2	7
44- Bernard Fire	82	183	10	0	1	0
45- Swiss Valley Center	210	510	35	1	0	4
Rural Total	3,642	7,839	491	21	14	62
46- Absentee	12,988	8,446	693	40	24	120
Totals	22,850	23,460	2,013	88	60	379

We the undersigned, members of the Board of Supervisors and ex officio Board of Canvassers for Dubuque County, Iowa, according to section 43.49 Code of Iowa, do hereby certify that the foregoing is a true and correct abstract of the votes cast in the General Election in said county on the 8th day of November 2016 for the various candidates and questions as shown by the official canvass of the returns from the townships and election precincts.

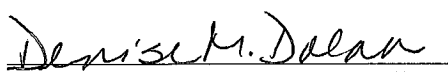
In testimony whereof, we have hereunto set our hands and caused this to be attested to and sealed by the County Auditor and Commissioner of Elections of Dubuque County this 14th day of November, 2016.


Jay Wickham, Member


Wayne Demmer, Chair


Daryl Klein, Member

ATTEST:


Denise M. Dolan, County Auditor
and Commissioner of Elections

**GENERAL ELECTION
NOVEMBER 8, 2016**

Precinct	PRESIDENT OF THE UNITED STATES			
	Dan R. Vacck/ Mark G. Elworth	Gloria La Riva/ Dennis J. Banks	Rocky Roque De La Fuente/Michael Steinberg	Evan McMullin/ Nathan Johnson
1- Rockdale Methodist	1	0	0	5
2- Theisens	0	1	0	8
3- ARC Building	0	0	0	6
4- Journey Church	0	0	2	4
5-Tri-State Blind	3	0	0	9
6- Sumitt Cong. Church	3	0	0	4
7-Tri-State Blind	3	1	0	5
8-Emmaus Bible College	0	0	0	12
9-Westminister	0	0	0	7
10- Westminister	0	1	0	13
11-UAW Local 94 Hall	1	0	0	6
12-Windsor Park	0	1	0	4
13-Moose Lodge 355	0	0	0	6
14-Sacred Heart	0	0	0	4
15- Holy Trinity	0	0	0	4
16-Election Annex	1	0	0	6
17-St John's	1	0	0	3
18-Federal Building	1	1	0	3
19-YMCA Bldg	0	0	0	5
20-Fogarty Hall Center	1	1	0	8
City Totals	15	6	2	122

Precinct	PRESIDENT OF THE UNITED STATES			
	Dan R. Vacek/ Mark G. Elworth	Gloria La Riva/ Dennis J. Banks	Rocky Roque De La Fuente/ Michael Steinberg	Evan McMullin/ Nathan Johnson
31- Asbury City Hall	1	0	1	10
2-The Meadows Golf	0	0	0	12
33-Cascade City Hall	0	0	2	3
34- Peosta Community	2	0	0	9
35-Luxemburg C.H.	0	0	0	3
36- Hope Church	0	0	1	6
37- Operation New View	0	0	0	5
38- Social Center	0	0	0	1
39- Beckman School	0	0	1	2
40- Farley City Hall	1	0	0	1
41-Epworth Council	1	1	0	3
42-SS Peter & Paul Sch	1	1	0	4
43- Key West Fire	0	0	1	12
44- Bernard Fire	0	0	0	0
45- Swiss Valley Center	0	0	0	3
Rural Total	6	2	6	74
49- Absentee	17	4	4	109
Totals	38	12	12	305

**GENERAL ELECTION
NOVEMBER 8, 2016**

PCT.	UNITED STATES SENATOR					UNITED STATES REPRESENTATIVE DISTRICT 1	
	Patty Judge	Charles E. Grassley	Charles Aldrich	Jim Hennager	Michael Luick-Thrams	Monica Vernon	Rod Blum
1- Rockdale Methodist	263	699	31	9	2	337	674
2- Theisens	274	555	17	7	2	312	549
3- ARC Building	191	301	22	6	3	234	294
4- Journey Church	320	625	29	8	2	377	617
5-Tri-State Blind	299	617	30	6	4	368	606
6- Sumitt Cong. Church	279	556	24	8	3	329	541
7-Tri-State Blind	313	525	22	5	3	381	491
8-Emmaus Bible College	159	394	26	3	3	191	389
9-Westminister	225	346	30	11	0	265	352
10- Westminister	338	458	23	17	2	382	463
11-UAW Local 94 Hall	260	401	29	13	5	315	386
12-Windsor Park	263	425	31	9	4	327	399
13-Moose Lodge 355	287	329	23	17	2	342	327
14-Sacred Heart	253	250	33	9	4	295	250
15- Holy Trinity	304	429	40	8	1	345	435
16-Election Annex	153	148	13	8	2	177	145
17-St John's	209	216	17	5	2	240	214
18-Federal Building	251	251	34	9	5	287	260
19-YMCA Bldg	311	354	37	5	5	363	352
20-Fogarty Hall Center	296	457	27	2	4	336	456
City Totals	5,248	8,336	538	165	60	6,203	8,200

PCT.	UNITED STATES SENATOR					UNITED STATES REPRESENTATIVE DISTRICT 1	
	Patty Judge	Charles E. Grassley	Charles Aldrich	Jim Hennager	Michael Luick-Thrams	Monica Vernon	Rod Blum
31- Asbury City Hall	296	592	19	7	2	343	573
32-The Meadows Golf	251	819	33	5	3	308	812
33-Cascade City Hall	217	571	18	9	2	283	531
34- Peosta Community	294	974	30	7	1	376	936
35-Luxemburg C.H.	135	645	25	2	3	181	630
36- Hope Church	222	637	28	6	5	251	655
37- Operation New View	70	298	5	2	0	91	284
38- Social Center	99	330	16	5	1	139	312
39- Beckman School	159	579	27	7	3	198	579
40- Farley City Hall	156	407	14	4	1	216	365
41-Epworth Council	254	665	18	6	8	323	628
42-SS Peter & Paul Sch	228	648	21	9	4	288	635
43- Key West Fire	230	753	25	6	2	329	683
44- Bernard Fire	73	193	6	1	1	92	179
45- Swiss Valley Center	172	546	27	8	1	205	553
Rural Total	2,856	8,657	312	84	37	3,623	8,355
46- Absentee	11,187	10,355	416	167	36	12,199	9,960
Totals	19,291	27,348	1,266	416	133	22,025	26,515

**GENERAL ELECTION
NOVEMBER 8, 2016**

PRECINCT	Iowa Senate #50		House #57		House # 58		House #99	House #100
	Pam Jochum	John Hulsizer Jr	Tom Stecher	Shannon Lundgren	Jessica Kean	Andy McKean	Abby Finkenauer	Charles Isenhart
1- Rockdale Methodist	460	522					549	
2- Theisens	419	404					475	
3- ARC Building	293	231					339	
4- Journey Church	492	459					571	
5-Tri-State Blind	495	428					586	
6- Sumitt Cong. Church	444	408						533
7-Tri-State Blind	482	363					538	
8-Emmaus Bible College	270	292						327
9-Westminister	333	255						412
10- Westminister	458	356					517	
11-UAW Local 94 Hall	418	270						466
12-Windsor Park	426	295						482
13-Moose Lodge 355	423	223						466
14-Sacred Heart	360	178						404
15- Holy Trinity	449	309						521
16-Election Annex	195	109						240
17-St John's	278	156						317
18-Federal Building	326	206					376	
19-YMCA Bldg	452	246					500	
20-Fogarty Hall Center	431	343					496	
City Totals	7,904	6,053		0	0	0	4,947	4,168

PRECINCT	Iowa Senate #50		House #57		House # 58		House #99	House #100
	Pam Jochum	John Hulsizer Jr	Tom Stecher	Shannon Lundgren	Jessica Kean	Andy McKean	Abby Finkenauer	Charles Isenhart
31- Asbury City Hall	1		454	433			1	
32-The Meadows Golf			469	614				
33-Cascade City Hall					286	514		
34- Peosta Community			573	750				
35-Luxemburg C.H.			286	504				
36- Hope Church	401	467						505
37- Operation New View			140	223				
38- Social Center			210	240				
39- Beckman School			323	443				
40- Farley City Hall			283	301				
41-Epworth Council			452	487				
42-SS Peter & Paul Sch			349	547				
43- Key West Fire			437	530	4	17		
44- Bernard Fire			123	143				
45- Swiss Valley Center			267	472				
Rural Total	402	467	4,366	5,687	290	531	1	505
46- Absentee	10,039	4,116	3,886	3,336	257	228	5,830	4,540
Totals	18,345	10,636	8,252	9,023	547	759	10,778	9,213

Jeffrey S. Bohle received 185 votes for Taylor Township Trustee and was elected to a four year term.

Donald Schuster received 134 votes for Washington Township Trustee and was elected to a four year term.

**GENERAL ELECTION
NOVEMBER 8, 2016**

PRECINCT	Board of Supervisors		Board of Supervisors to fill a vacancy	County Auditor	County Sheriff	Sunnycrest Manor Trustee *	
	David J. Baker	Curt Kiessling	Jay Wickham	Denise M. Dolan	Joseph Kennedy	Michael J. Muir	Write-ins
1- Rockdale Methodist	328	623	565	592	620	546	12
2- Theisens	340	462	493	503	525	412	8
3- ARC Building	249	251	323	345	359	271	5
4- Journey Church	393	518	564	568	588	433	6
5-Tri-State Blind	413	489	593	612	643	532	12
6- Sumitt Cong. Church	371	449	514	527	554	448	6
7-Tri-State Blind	396	427	529	526	549	413	14
8-Emmaus Bible College	219	334	324	337	359	283	7
9-Westminister	282	291	401	410	424	347	8
10- Westminister	398	391	522	546	571	420	18
11-UAW Local 94 Hall	377	306	446	459	470	363	9
12-Windsor Park	378	321	456	474	500	368	7
13-Moose Lodge 355	381	256	458	465	484	370	10
14-Sacred Heart	338	192	408	408	413	305	5
15- Holy Trinity	415	351	505	518	545	414	13
16-Election Annex	182	110	229	227	229	166	7
17-St John's	260	170	308	303	311	227	13
18-Federal Building	299	222	385	361	371	258	10
19-YMCA Bldg	382	295	485	491	494	405	13
20-Fogarty Hall Center	334	409	510	524	536	440	10
City Totals	6,735	6,867	9,018	9,196	9,545	7,421	193

PRECINCT	Board of Supervisors		Board of Supervisors to fill a vacancy	County Auditor	County Sheriff	Sunnycrest Manor Trustee	
	David J. Baker	Curt Kiessling	Jay Wickham	Denise M. Dolan	Joseph Kennedy	Michael J. Muir	Write-ins
31- Asbury City Hall	366	504	563	577	616	485	16
32-The Meadows Golf	351	696	650	657	701	582	18
33-Cascade City Hall	301	467	571	559	614	450	9
34- Peosta Community	449	787	870	840	958	718	21
35-Luxemburg C.H.	203	551	533	536	600	469	7
36- Hope Church	302	556	504	517	566	451	9
37- Operation New View	116	229	227	228	237	186	2
38- Social Center	162	260	310	308	324	263	6
39- Beckman School	230	481	505	515	566	430	11
40- Farley City Hall	231	320	444	423	458	347	2
41-Epworth Council	330	555	713	672	747	549	12
42-SS Peter & Paul School	336	557	524	543	628	432	15
43- Key West Fire	343	605	607	622	692	506	4
44- Bernard Fire	94	153	164	162	196	123	2
45- Swiss Valley Center	238	468	424	430	487	378	5
Rural Total	4,052	7,189	7,609	7,589	8,390	6,369	139
46- Absentee	12,340	8,827	15,744	16,467	16,737	10,915	289
Totals	23,127	22,883	32,371	33,252	34,672	24,705	621

* Nancy Webster received 56 write-in votes, and was declared elected to a six year term to the Sunnycrest Manor Board of Trustees.

**GENERAL ELECTION
NOVEMBER 8, 2016**

PRECINCT	Soil & Water Conservation District						
	David Ruden	Craig D. Reber	Jack W. Smith	Jeffrey C. Schmitt	Jeffrey Reiter	Melvin Wilgenbusch	Ryan D. Peterson
1- Rockdale Methodist	251	128	124	142	138	209	162
2- Theisens	199	111	92	107	98	180	132
3- ARC Building	139	83	80	71	80	92	73
4- Journey Church	253	123	136	144	136	175	139
5-Tri-State Blind	265	114	148	154	134	196	147
6- Sumitt Cong. Church	199	116	110	130	97	169	127
7-Tri-State Blind	228	117	116	121	111	173	136
8-Emmaus Bible College	126	64	67	83	70	101	69
9-Westminister	163	83	101	106	83	126	86
10- Westminister	184	106	132	119	103	147	134
11-UAW Local 94 Hall	194	83	94	108	82	145	104
12-Windsor Park	193	86	92	104	106	163	119
13-Moose Lodge 355	201	85	98	130	114	125	119
14-Sacred Heart	149	65	80	102	78	86	76
15- Holy Trinity	221	84	113	119	115	134	115
16-Election Annex	80	39	39	40	40	49	57
17-St John's	111	59	54	62	60	74	75
18-Federal Building	110	86	62	72	65	94	75
19-YMCA Bldg	182	90	98	106	101	140	121
20-Fogarty Hall Center	247	117	126	128	125	171	111
City Totals	3,695	1,839	1,962	2,148	1,936	2,749	2,177

PRECINCT	Soil & Water Conservation District						
	David Ruden	Craig D. Reber	Jack W. Smith	Jeffrey C. Schmitt	Jeffrey Reiter	Melvin Wilgenbusch	Ryan D. Peterson
31- Asbury City Hall	235	130	119	141	141	196	141
32-The Meadows Golf	254	128	176	178	146	254	130
33-Cascade City Hall	298	73	170	113	390	175	90
34- Peosta Community	396	147	304	233	234	295	169
35-Luxemburg C.H.	185	107	320	321	102	369	62
36- Hope Church	200	103	108	165	129	203	122
37- Operation New View	104	41	68	78	60	79	45
38- Social Center	129	55	107	106	57	136	67
39- Beckman School	228	96	220	192	140	230	99
40- Farley City Hall	158	60	238	135	134	158	52
41-Epworth Council	255	73	404	215	248	281	93
42-SS Peter & Paul School	194	68	158	340	114	370	62
43- Key West Fire	311	116	136	142	208	214	107
44- Bernard Fire	125	27	50	37	90	45	29
45- Swiss Valley Center	230	98	105	127	139	172	116
Rural Total	3,302	1,322	2,683	2,523	2,332	3,177	1,384
49- Absentee	5,693	2,760	3,468	3,588	3,295	5,131	2,725
Totals	12,690	5,921	8,113	8,259	7,563	11,057	6,286

GENERAL ELECTION NOVEMBER 8, 2016

PRECINCT	County Agricultural Extension Council						County Agricultural Extension Council Vacancy
	Bill Waters	Lou Ann Krapf	Christopher A. Dean	Matt Simon	Ron Calonder	Lindsay James	Write-Ins
1- Rockdale Methodist	278	253	181	252	132	220	20
2- Theisens	216	220	158	166	103	203	19
3- ARC Building	125	138	93	119	64	139	11
4- Journey Church	254	252	182	239	140	247	16
5-Tri-State Blind	271	270	172	242	156	237	25
6- Sumitt Cong. Church	226	222	175	199	113	188	20
7-Tri-State Blind	253	231	146	187	93	209	16
8-Emmaus Bible College	132	132	88	118	68	111	10
9-Westminister	160	178	117	142	88	165	17
10- Westminister	207	216	153	174	99	224	19
11-UAW Local 94 Hall	195	197	121	160	93	183	21
12-Windsor Park	202	189	146	165	109	173	18
13-Moose Lodge 355	199	180	146	166	100	179	16
14-Sacred Heart	149	152	107	132	61	166	12
15- Holy Trinity	226	209	162	183	105	176	28
16-Election Annex	74	83	49	63	32	89	9
17-St John's	110	122	87	95	63	96	20
18-Federal Building	133	140	103	97	57	142	15
19-YMCA Bldg	199	195	154	170	95	202	24
20-Fogarty Hall Center	228	258	171	196	102	228	25
City Totals	3,837	3,837	2,711	3,265	1,873	3,577	361

PRECINCT	County Agricultural Extension Council						County Agricultural Extension Council Vacancy
	Bill Watters	Lou Ann Krapfl	Christopher A. Dean	Matt Simon	Ron Calonder	Lindsay James	Write-Ins
31- Asbury City Hall	255	237	170	233	129	211	26
32-The Meadows Golf	300	289	185	246	174	271	20
33-Cascade City Hall	243	290	152	353	125	179	23
34- Peosta Community	424	437	252	408	261	315	33
35-Luxemburg C.H.	269	362	178	240	255	192	18
36- Hope Church	253	239	146	209	143	200	15
37- Operation New View	109	133	57	98	50	93	11
38- Social Center	136	181	87	134	88	108	14
39- Beckman School	254	309	168	294	169	208	16
40- Farley City Hall	216	226	111	250	177	123	12
41-Epworth Council	354	352	185	353	279	230	27
42-SS Peter & Paul School	277	217	135	213	276	169	24
43- Key West Fire	342	278	155	217	151	215	13
44- Bernard Fire	108	85	41	87	41	44	18
45- Swiss Valley Center	276	203	131	195	131	162	19
Rural Total	3,816	3,838	2,153	3,530	2,449	2,720	289
49- Absentee	6,428	6,870	3,875	5,329	3,579	5,455	516
Totals	14,081	14,545	8,739	12,124	7,901	11,752	1,166

Deb Mahoney received 37 write-in votes, and was declared elected to a two year unexpired term to the County Agricultural Extension Council.

**GENERAL ELECTION
NOVEMBER 8, 2016**

	Supreme Court					
	Brent R. Appel		Mark S. Cady		Daryl L. Hecht	
	YES	NO	YES	NO	YES	NO
1- Rockdale Methodist	440	201	416	204	418	197
2- Theisens	359	154	338	157	347	150
3- ARC Building	227	94	215	89	209	97
4- Journey Church	391	172	376	179	365	180
5-Tri-State Blind	429	189	416	185	405	189
6- Sumitt Cong. Church	378	152	375	143	369	148
7-Tri-State Blind	382	160	372	155	352	170
8-Emmaus Bible College	246	94	231	100	225	102
9-Westminister	303	119	296	123	282	127
10- Westminister	367	162	339	167	329	168
11-UAW Local 94 Hall	304	130	292	134	286	136
12-Windsor Park	321	147	289	159	284	152
13-Moose Lodge 355	298	143	291	144	282	142
14-Sacred Heart	238	124	241	117	217	130
15- Holy Trinity	338	168	328	167	308	175
16-Election Annex	142	50	136	52	127	53
17-St John's	189	81	181	86	164	92
18-Federal Building	230	100	224	97	219	101
19-YMCA Bldg	350	118	331	123	320	130
20-Fogarty Hall Center	379	162	362	165	357	168
City Totals	6,311	2,720	6,049	2,746	5,865	2,807

Precinct	SUPREME COURT					
	Brent R. Appel		Mark S. Cady		Daryl L. Hecht	
	YES	NO	YES	NO	YES	NO
31- Asbury City Hall	400	145	385	142	374	147
32-The Meadows Golf	468	179	462	168	440	185
33-Cascade City Hall	352	200	341	194	337	191
34- Peosta Community	610	249	591	249	576	253
35-Luxemburg C.H.	328	229	312	226	302	226
36- Hope Church	354	205	348	196	331	207
37- Operation New View	143	83	136	81	135	82
38- Social Center	201	99	197	93	187	96
39- Beckman School	336	185	329	181	320	184
40- Farley City Hall	259	112	256	106	246	115
41-Epworth Council	410	217	405	199	391	215
42-SS Peter & Paul Sch	336	219	330	203	324	210
43- Key West Fire	425	192	402	200	393	201
44- Bernard Fire	103	48	89	50	91	48
45- Swiss Valley Center	310	151	289	159	281	158
Rural Total	5,035	2,513	4,872	2,447	4,728	2,518
46 Absentee	9,988	3,148	9,595	3,112	9,338	3,256
Totals	21,334	8,381	20,516	8,305	19,931	8,581

GENERAL ELECTION NOVEMBER 8, 2016

Precinct	COURT OF APPEALS							
	Amanda Potterfield		Gayle Vogel		David R. Danilson		Richard H. Doyle	
	YES	NO	YES	NO	YES	NO	YES	NO
1- Rockdale Methodist	429	149	417	145	414	150	424	143
2- Theisens	348	114	341	109	333	120	343	117
3- ARC Building	223	74	217	77	209	81	215	75
4- Journey Church	371	129	359	134	358	134	368	131
5-Tri-State Blind	426	148	399	161	415	147	413	154
6- Sumitt Cong. Church	372	121	357	125	358	123	353	128
7-Tri-State Blind	374	123	367	118	356	124	350	129
8-Emmaus Bible College	241	75	231	81	223	89	235	80
9-Westminister	304	89	290	94	286	98	288	96
10- Westminister	361	131	328	143	342	131	334	135
11-UAW Local 94 Hall	294	109	273	111	275	115	271	118
12-Windsor Park	300	127	272	134	281	128	285	120
13-Moose Lodge 355	294	120	284	119	269	124	281	118
14-Sacred Heart	250	92	227	108	224	109	233	100
15- Holy Trinity	324	150	314	154	315	150	318	149
16-Election Annex	152	36	128	46	131	45	131	45
17-St John's	182	70	173	74	165	76	170	77
18-Federal Building	236	72	226	74	210	95	213	90
19-YMCA Bldg	328	98	318	104	314	107	323	97
20-Fogarty Hall Center	380	124	365	127	358	128	360	125
City Totals	6,189	2,151	5,886	2,238	5,836	2,274	5,908	2,227

Precinct	COURT OF APPEALS							
	Amanda Potterfield		Gayle Vogel		David R. Danilson		Richard H. Doyle	
	YES	NO	YES	NO	YES	NO	YES	NO
31- Asbury City Hall	370	125	368	120	365	117	364	115
32-The Meadows Golf	444	151	439	147	440	149	436	153
33-Cascade City Hall	344	147	338	136	324	148	336	143
34- Peosta Community	587	208	580	197	577	206	594	197
35-Luxemburg C.H.	316	185	314	171	318	171	315	174
36- Hope Church	340	161	340	155	325	169	323	168
37- Operation New View	142	67	132	70	133	74	135	73
38- Social Center	192	78	190	74	192	74	197	67
39- Beckman School	335	141	324	145	335	133	331	139
40- Farley City Hall	266	76	260	77	253	85	260	84
41-Epworth Council	404	169	394	167	387	173	395	172
42-SS Peter & Paul Sch	325	173	320	169	315	176	324	162
43- Key West Fire	392	150	371	152	380	145	379	151
44- Bernard Fire	94	40	87	41	93	38	88	42
45- Swiss Valley Center	295	132	291	129	289	133	290	131
Rural Total	4,846	2,003	4,748	1,950	4,726	1,991	4,767	1,971
46- Absentee	9,594	2,627	9,395	2,644	9,170	2,757	9,307	2,694
Totals	20,629	6,781	20,029	6,832	19,732	7,022	19,982	6,892

**GENERAL ELECTION
NOVEMBER 8, 2016**

Pct.	DISTRICT ASSOCIATE		POLITICAL PARTY STATS				VOTERS		
	Michael J. Shubatt		DEM	REP	NP	OTHE R	Eligible	Voted	%
	YES	NO							
1- Rockdale Methodist	491	138	938	788	814	12	2,552	1027	40.24%
2- Theisens	407	104	1,055	767	798	8	2,628	878	33.41%
3- ARC Building	245	62	749	340	501	4	1,594	555	34.82%
4- Journey Church	447	112	1,116	740	1008	13	2,877	1036	36.01%
5-Tri-State Blind	482	127	993	650	769	9	2,421	1008	41.64%
6- Sumitt Cong. Church	427	109	851	623	667	16	2,157	899	41.68%
7-Tri-State Blind	429	111	1,191	600	805	16	2,612	901	34.49%
8-Emmaus Bible College	263	77	670	399	504	10	1,583	601	37.97%
9-Westminister	321	86	901	558	816	14	2,289	646	28.22%
10- Westminister	381	120	1,174	534	957	22	2,687	879	32.71%
11-UAW Local 94	315	108	919	399	694	16	2,028	728	35.90%
12-Windsor Park	340	119	1,151	438	604	12	2,205	760	34.47%
13-Moose Lodge 355	312	111	845	263	627	16	1,751	685	39.12%
14-Sacred Heart	265	91	820	243	637	7	1,707	565	33.10%
15- Holy Trinity	366	132	949	365	674	12	2,000	808	40.40%
16-Election Annex	149	39	658	239	522	20	1,439	339	23.56%
17-St John's	199	74	689	262	591	20	1,562	469	30.03%
18-Federal Building	239	79	921	367	687	15	1,990	575	28.89%
19-YMCA Bldg	369	87	919	432	705	14	2,070	728	35.17%
20-Fogarty Hall	429	107	1,038	578	681	8	2,305	820	35.57%
City Totals	6,876	1,993	18,547	9585	14061	264	42,457	14,907	35.11%

Pct.	DISTRICT ASSOCIATE		POLITICAL PARTY STATS				VOTERS		
	Michael J. Shubatt		DEM	REP	NP	OTHE R	Eligible	Voted	%
	YES	NO							
31- Asbury City Hall	464	94	861	631	777	8	2,277	960	42.16%
32-The Meadows Golf	523	131	898	951	1,079	8	2,936	1,152	39.24%
33-Cascade City Hall	364	134	654	402	705	5	1,766	838	47.45%
34- Peosta Community	672	184	891	912	1,040	8	2,851	1,357	47.60%
35-Luxemburg C.H.	357	165	558	584	589	4	1,735	831	47.90%
36- Hope Church	412	161	734	689	652	9	2,084	938	45.01%
37- Operation New View	149	61	280	320	283	2	885	389	43.95%
38- Social Center	214	62	277	252	363	7	899	469	52.17%
39- Beckman School	360	124	541	615	675	3	1,834	805	43.89%
40- Farley City Hall	286	66	421	221	416	2	1,060	599	56.51%
41-Epworth Council	441	162	849	422	715	11	1,997	979	49.02%
42-SS Peter & Paul Sch	372	157	849	587	792	12	2,240	954	42.59%
43- Key West Fire	431	142	999	687	958	12	2,656	1,048	39.46%
44- Bernard Fire	95	40	191	120	147	1	459	281	61.22%
45- Swiss Valley Center	340	109	608	596	728	2	1,934	780	40.33%
Rural Total	5,480	1,792	9,611	7,989	9,919	94	27,613	12,380	44.83%
49- Absentee	10,950	2,401						22,934	
Totals	23,306	6,186	28,158	17,574	23,980	358	70,070	50,221	71.67%

**GENERAL ELECTION
NOVEMBER 8, 2016**

Precinct	STRAIGHT PARTY VOTES				
	DEM	REP	LIB	NIP	Total
1- Rockdale Methodist	90	203	3	8	304
2- Theisens	76	143	1	5	225
3- ARC Building	91	89	3	7	190
4- Journey Church	131	203	4	9	347
5-Tri-State Blind	108	152	4	9	273
6- Summitt Cong. Church	116	148	4	7	275
7-Tri-State Blind	111	134	2	14	261
8-Emmaus Bible College	67	111	7	7	192
9-Westminister	77	78	3	6	164
10- Westminister	134	125	5	12	276
11-UAW Local 94 Hall	108	102	5	8	223
12-Windsor Park	128	114	6	11	259
13-Moose Lodge 355	141	85	7	11	244
14-Sacred Heart	145	68	3	6	222
15- Holy Trinity	134	111	9	12	266
16-Election Annex	80	32	0	6	118
17-St John's	113	66	5	7	191
18-Federal Building	121	69	5	9	204
19-YMCA Bldg	116	83	3	2	204
20-Fogarty Hall Center	88	115	3	6	212
City Totals	2,175	2,231	82	162	4,650

**GENERAL ELECTION
NOVEMBER 8, 2016**

Precinct	STRAIGHT PARTY VOTES				Total
	DEM	REP	LIB	NIP	
31- Asbury City Hall	104	125	4	9	242
32-The Meadows Golf	74	189	7	4	274
33-Cascade City Hall	71	122	2	13	208
34- Peosta Community	89	197	8	11	305
35-Luxemburg C.H.	39	129	6	5	179
36- Hope Church	62	136	1	5	204
37- Operation New View	25	57	0	10	92
38- Social Center	41	72	5	7	125
39- Beckman School	54	128	3	10	195
40- Farley City Hall	53	71	3	7	134
41-Epworth Council	81	110	1	12	204
42-SS Peter & Paul Sch	81	144	3	9	237
43- Key West Fire	79	153	1	13	246
44- Bernard Fire	24	47	1	2	74
45- Swiss Valley Center	59	156	0	10	225
Rural Total	936	1,836	45	127	2,944
46- Absentee	5,698	2,799	45	154	8,691
Totals	8,809	6,866	171	443	16,285