



We the undersigned, members of the Board of Supervisors and ex officio Board of Canvassers for Dubuque County, Iowa, according to section 43.49 Code of Iowa, do hereby certify that the foregoing is a true and correct abstract of the votes cast in the General Election in said county on the 4th day of November 2008 for the various candidates as shown by the official canvass of the returns from the townships and election precincts.

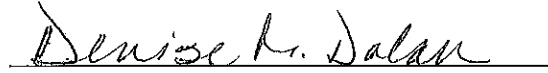
In testimony whereof, we have hereunto set our hands and caused this to be attested to and sealed by the County Auditor and Commissioner of Elections of Dubuque County this 12th day of November, 2008.


Donna L. Smith, Chair


Eric Manternach, Member


Wayne Demmer, Member

ATTEST:


Denise M. Dolan, County Auditor
and Commissioner of Elections

GENERAL ELECTION NOVEMBER 4, 2008						
PCT.	PRESIDENT OF THE UNITED STATES					
	Barack Obama Joe Biden	John McCain Sarah Palin	Chuck Baldwin Darrell Castle	Cynthia McKinney Rosa Clemente	Bob Barr Wayne Root	Gloria LaRiva Robert Moses
1- Rockdale Methodist	408	395	1	1	1	0
2- Theisens	421	400	1	0	2	0
3- Flora Park	554	395	3	1	0	0
4- Cal Cars	436	351	1	3	1	0
5- Assembly of God	465	491	1	1	3	0
6- Tri-State Blind	513	408	2	3	2	0
7- Sumitt Cong. Ch.	377	313	0	0	1	0
8-Tri-State Blind	484	376	0	3	5	0
9- Wahlert High Sch.	457	449	1	1	1	0
10- Westminister	301	197	2	0	2	0
11- Westminister	430	250	0	0	1	0
12- UAW Local 94 Hall	573	413	4	2	3	0
13- Windsor Park	446	257	5	1	2	0
14- Comiskey Park	521	250	4	2	1	1
15- Sacred Heart	387	181	2	1	2	0
16- Holy Trinity	546	301	0	1	4	0
17- Election Annex	197	68	0	0	2	0
18- St John's	478	238	0	1	4	0
19- Federal Building	375	198	3	0	5	1
20- YMCA Bldg	550	380	1	3	6	0
21- Roberta Kuhn	510	438	4	1	3	0
City Totals	9,429	6,749	35	25	51	2

**GENERAL ELECTION
NOVEMBER 4, 2008**

PCT.	PRESIDENT OF THE UNITED STATES					
	Barack Obama Joe Biden	John McCain/ Sarah Palin	Chuck Baldwin Darrell Castle	Cynthia McKinney Rosa Clemente	Bob Barr Wayne Root	Gloria LaRiva Robert Moses
31- Asbury Fire	738	823	1	0	3	0
32- Cascade City Hall	444	345	3	2	0	0
33- 4-H Building	324	386	0	0	0	1
34- Holy Cross City	253	244	2	2	0	0
35- Worthington	202	248	1	0	0	0
36- Hope Church	439	520	0	2	5	0
37- Xavier Auditorium	244	291	0	1	0	0
38- Dyersville City Hall	238	244	0	0	2	0
39- Beckman School	259	284	0	0	0	0
40- Farley City Hall	354	208	1	0	0	0
41- Sherrill Fire	481	457	0	0	1	0
42- Luxemburg	121	141	2	0	0	0
43- New Vienna	194	228	4	0	0	0
44- Bernard Fire	168	95	1	0	0	0
45- Swiss Valley Cntr	295	397	2	0	2	0
46- Key West Fire	712	597	2	4	4	0
47- Epworth	502	355	1	3	3	0
48- Peosta	507	546	1	0	6	0
Rural Total	6,475	6,409	21	14	26	1
49- Absentee	12,433	5,368	25	17	31	0
50- Absentee	274	125	0	1	1	0
Totals	28,611	18,651	81	57	109	3

**GENERAL ELECTION
NOVEMBER 4, 2008**

PRECINCT	PRESIDENT OF THE UNITED STATES			U.S. SENATE		U.S. CONGRESS	
	Ralph Nader Matt Gonzalez	Brian Moore Stewart Alexander	James Harris Alyson Kennedy	Tom Harkin	Christopher Reed	Bruce Braley	David Hartsuch
1- Rockdale Methodist	5	0	0	486	310	442	333
2- Theisens	3	1	0	468	338	450	329
3- Flora Park	6	0	0	632	303	609	304
4- Cal Cars	3	0	0	487	276	463	284
5- Assembly of God	1	0	0	572	366	516	397
6- Tri-State Blind	1	1	0	608	297	573	310
7- Sumitt Church	3	0	0	422	246	393	265
8-Tri-State Blind	8	0	0	556	300	518	309
9- Wahlert High School	8	0	0	528	361	518	348
10- Westminister	6	0	1	359	137	353	134
11- Westminister	4	0	0	457	211	440	217
12- UAW Local 94 Hall	4	0	0	672	312	639	316
13- Windsor Park	3	0	0	488	204	474	194
14- Comiskey Park	7	0	1	572	188	559	189
15- Sacred Heart	4	3	0	422	136	408	144
16- Holy Trinity	4	0	0	618	221	594	227
17- Election Annex	3	0	0	205	58	193	65
18- St John's	4	0	0	519	189	489	193
19- Federal Building	3	0	0	395	171	385	174
20- YMCA Bldg	2	0	0	610	311	589	314
21- Roberta Kuhn	5	0	0	572	369	550	363
City Totals	87	5	2	10,648	5,304	10,155	5,409

**GENERAL ELECTION
NOVEMBER 4, 2008**

PRECINCT	PRESIDENT OF THE UNITED STATES			U.S. SENATE		U.S. CONGRESS	
	Ralph Nader Matt Gonzalez	Brian Moore Stewart Alexander	James Harris Alyson Kennedy	Tom Harkin	Christopher Reed	Bruce Braley	David Hartsuch
31- Asbury Fire	5	0	1	931	606	848	649
32- Cascade City Hall	8	0	0	558	225	495	241
33- 4-H Building	3	0	0	391	299	365	305
34- Holy Cross City	5	0	0	310	185	309	167
35- Worthington	3	0	0	277	168	273	153
36- Hope Church	6	0	0	547	401	519	406
37- Xavier Auditorium	1	0	0	338	193	318	186
38- Dyersville City	3	0	0	325	150	291	167
39- Beckman School	2	0	0	323	200	316	185
40- Farley City Hall	3	0	1	418	137	403	131
41- Sherrill Fire	7	1	0	592	330	560	317
42- Luxemburg	0	0	0	160	96	158	80
43- New Vienna	6	0	0	270	151	241	153
44- Bernard Fire	5	0	0	206	63	188	63
45- Swiss Valley Center	5	0	0	378	304	344	316
46- Key West Fire	10	0	0	836	444	781	453
47- Epworth	3	0	1	624	225	574	242
48- Peosta	2	0	0	622	421	578	426
Rural Total	77	1	3	8,106	4,598	7,561	4,640
49- Absentee	80	1	3	13,041	4,488	12,806	4,374
50- Absentee	4	0	0	291	92	278	91
Totals	248	7	8	32,086	14,482	30,800	14,514

**GENERAL ELECTION
NOVEMBER 4, 2008**

PRECINCT	Iowa Senate #14		Iowa Senate #16		House # 25	House # 27	
	Pam Joehum	John Hulsizer Jr	Tom Hancock	Dave McLaughlin	Tom Schuelloer	Chuck Isenhart	Lou Oswald
1- Rockdale Methodist	457	322					
2- Theisens	445	343					
3- Flora Park	594	320					
4- Cal Cars	450	299					
5- Assembly of God	522	392					
6- Tri-State Blind	556	329				481	371
7- Sumitt Cong. Church	403	258				340	301
8-Tri-State Blind	526	314				446	365
9- Wahlert High School	510	368				450	417
10- Westminister	307	180				281	194
11- Westminister	436	220				389	255
12- UAW Local 94 Hall	625	335				570	364
13- Windsor Park	473	214				421	242
14- Comiskey Park	535	218				478	257
15- Sacred Heart	417	146				364	182
16- Holy Trinity	589	244				541	269
17- Election Annex	188	68					
18- St John's	476	218					
19- Federal Building	379	177					
20- YMCA Bldg	574	319					
21- Roberta Kuhn	547	372					
City Totals	10,009	5,656	0	0	0	4,761	3,217

**GENERAL ELECTION
NOVEMBER 4, 2008**

PRECINCT	Iowa Senate #14		Iowa Senate #16		House # 25	House # 27	
	Pam Jochum	John Hulsizer Jr	Tom Hancock	Dave McLaughlin	Tom Schuelloer	Chuck Isenhart	Lou Oswald
31- Asbury Fire			742	744			
32- Cascade City Hall			307	486			
33- 4-H Building			335	344			
34- Holy Cross City Hall			296	197			
35- Worthington			216	230			
36- Hope Church			452	466			
37- Xavier Auditorium			258	266			
38- Dyersville Library			251	224			
39- Beckman School			257	268			
40- Farley City Hall			416	145			
41- Sherrill Fire			529	361			
42- Luxemburg			135	115			
43- New Vienna			216	206			
44- Bernard Fire			160	108			
45- Swiss Valley Center					407		
46- Key West Fire					868		
47- Epworth			638	218			
48- Peosta			523	506			
Rural Total	0	0	5,731	4,884	1,275	0	0
49- Absentee	9,211	2,705	2,777	1,519	837	4,040	1,550
50- Absentee	223	67	52	22	2	102	47
Totals	19,443	8,428	8,560	6,425	2,114	8,903	4,814

**GENERAL ELECTION
NOVEMBER 4, 2008**

PRECINCT	House #28		House # 31		House #32		Board of Supervisors	
	Pat Murphy	Darren White	Ray Zirkelbach	Dena Himes	Tom Avenarius	Steven Lukan	Wayne Demmer	Larry Decker
1- Rockdale Methodist	462	319					430	190
2- Theisens	443	344					450	182
3- Flora Park	619	294					547	200
4- Cal Cars	460	279					430	174
5- Assembly of God	529	368					513	211
6- Tri-State Blind							534	193
7- Sumitt Cong. Church							361	153
8- Tri-State Blind							485	200
9- Wahlert High School							498	169
10- Westminister							283	137
11- Westminister							400	151
12- UAW Local 94 Hall							578	249
13- Windsor Park							446	142
14- Comiskey Park							480	180
15- Sacred Heart							373	128
16- Holy Trinity							539	170
17- Election Annex	206	53					180	49
18- St John's	506	183					442	158
19- Federal Building	386	171					343	137
20- YMCA Bldg	591	304					532	203
21- Roberta Kuhn	559	355					532	211
City Totals	4,761	2,670	0	0	0	0	9,376	3,587

**GENERAL ELECTION
NOVEMBER 4, 2008**

PRECINCT	House #28		House # 31		House #32		Board of Supervisors	
	Pat Murphy	Darren White	Ray Zirkelbach	Dena Himes	Tom Avenarius	Steven Lukan	Wayne Demmer	Larry Decker
31- Asbury Fire					659	842	819	373
32- Cascade City Hall			501	252			396	321
33- 4-H Building					260	414	360	198
34- Holy Cross City Hall					96	397	305	158
35- Worthington			279	148			290	111
36- Hope Church					383	531	476	273
37- Xavier Auditorium					112	418	330	120
38- Dyersville Library					100	383	325	98
39- Beckman School					83	454	353	111
40- Farley City Hall			399	135			439	85
41- Sherrill Fire					317	582	507	274
42- Luxemburg					27	236	176	50
43- New Vienna					41	394	299	87
44- Bernard Fire			179	66			90	166
45- Swiss Valley Center							331	184
46- Key West Fire							641	430
47- Epworth			584	230			643	166
48- Peosta			499	468			612	242
Rural Total	0	0	2,441	1,299	2,078	4,651	7,392	3,447
49- Absentee	4,648	1,525	1,052	390	1,252	1,558	11,961	3,164
50- Absentee	109	32	15	5	29	19	247	71
Totals	9,518	4,227	3,508	1,694	3,359	6,228	28,976	10,269

For the office of Taylor Township Trustee there were 99 votes cast of which Don Schuster received ninety-seven and scattering received two. Don Schuster was declared elected to a four year term as Taylor Township Trustee/

For the office of Washington Township Trustee there were eleven votes cast of which Tom Schute, Fred Hartbeck, Al Vaske and Mike Koopman each received two votes and scattering received three votes. Chairwoman, Donna Smith drew the winner out of the hat with Michael Koopman declared elected to a four year term as Washington Township Trustee.

**GENERAL ELECTION
NOVEMBER 4, 2008**

PRECINCT	Auditor	Sheriff	Sunnycrest Manor Trustees			Sunnycrest Trustee 4 year +
	Denise Dolan	Ken Runde	Paul A. Meyers	Mary K. O'Neill	Shelia M. Frank	Write-In
1- Rockdale Methodist	546	567	318	323	294	7
2- Theisens	568	579	336	352	315	8
3- Flora Park	682	691	365	358	331	11
4- Cal Cars	524	546	279	311	259	11
5- Assembly of God	646	690	380	383	360	11
6- Tri-State Blind	657	674	350	359	341	8
7- Sumitt Cong. Church	455	486	284	282	250	13
8-Tri-State Blind	636	649	344	354	315	13
9- Wahlert High School	600	622	331	327	306	9
10- Westminister	390	398	223	222	198	8
11- Westminister	517	527	248	270	236	7
12- UAW Local 94 Hall	741	753	406	418	359	9
13- Windsor Park	552	561	284	301	271	4
14- Comiskey Park	607	622	322	321	307	21
15- Sacred Heart	456	479	248	261	243	18
16- Holy Trinity	661	677	328	334	292	10
17- Election Annex	226	222	85	88	78	11
18- St John's	566	556	281	290	263	13
19- Federal Building	435	438	223	249	219	10
20- YMCA Bldg	676	689	373	400	360	16
21- Roberta Kuhn	665	674	397	425	373	13
City Totals	11,806	12,100	6,405	6,628	5,970	231

**GENERAL ELECTION
NOVEMBER 4, 2008**

PRECINCT	Auditor	Sheriff	Sunnycrest Manor Trustees			Sunnycrest Trustee 4 year +
			Paul A. Meyers	Mary K. O'Neill	Shelia M. Frank	Write-In
31- Asbury Fire	1,068	1,137	637	683	628	18
32- Cascade City Hall	581	581	368	369	339	2
33- 4-H Building	468	503	273	262	246	7
34- Holy Cross City Hall	386	399	231	210	197	4
35- Worthington	330	327	212	185	171	0
36- Hope Church	647	690	419	434	398	17
37- Xavier Auditorium	386	385	234	235	214	4
38- Dyersville City Hall	353	353	221	217	197	3
39- Beckman School	392	398	257	255	223	5
40- Farley City Hall	468	471	288	262	256	4
41- Sherrill Fire	644	697	381	376	339	10
42- Luxemburg	190	194	144	125	124	0
43- New Vienna	310	307	187	182	170	1
44- Bernard Fire	202	196	116	116	110	1
45- Swiss Valley Center	433	455	253	264	235	8
46- Key West Fire	896	964	452	455	435	7
47- Epworth	681	684	394	361	348	10
48- Peosta	719	749	451	437	419	8
Rural Total	9,154	9,490	5,518	5,428	5,049	109
49- Absentee	14,332	14,367	7,680	7,960	7,422	91
50- Absentee	305	296	126	133	107	13
Totals	35,597	36,253	19,729	20,149	18,548	444

+ For the Office of Sunnycrest Manor Board of Trustees four year term with one to be elected there were four hundred thirty-eight (438) votes cast, as follows: Cheryl Walser Kramer received forty (40) votes. Patrick O'Clock received thirteen (13) votes. Scattering received three hundred eighty-five (385) votes.

**GENERAL ELECTION
NOVEMBER 4, 2008**

PRECINCT	SOIL & WATER CONSERVATION DISTRICT			Agricultural Extension Council - 4 year term *				
	Jeff Reiter	David Ruden	Melvin Wilgenbusch	Kim T. Snook	Barbara E. Thole	Bill Watters	Beth Brown Oberhoffe	Write-in
1- Rockdale Methodist	318	296	289	268	257	281	241	8
2- Theisens	304	314	323	290	266	301	253	5
3- Flora Park	319	355	311	300	279	332	281	7
4- Cal Cars	259	279	238	225	222	262	221	8
5- Assembly of God	359	360	358	316	314	364	307	12
6- Tri-State Blind	322	335	333	295	286	322	292	6
7- Sumitt Cong. Church	240	260	247	237	214	250	209	6
8-Tri-State Blind	303	313	311	276	256	304	256	10
9- Wahlert High School	299	331	310	287	263	298	271	6
10- Westminister	203	223	206	189	181	212	185	4
11- Westminister	243	247	205	214	193	237	184	12
12- UAW Local 94 Hall	368	377	372	312	302	362	306	3
13- Windsor Park	260	282	264	238	235	269	217	7
14- Comiskey Park	288	335	278	258	254	315	251	9
15- Sacred Heart	248	243	208	212	205	206	190	10
16- Holy Trinity	290	314	277	258	253	299	238	5
17- Election Annex	80	79	65	69	62	75	64	17
18- St John's	256	283	229	235	207	253	209	8
19- Federal Building	211	233	201	204	183	209	185	6
20- YMCA Bldg	341	387	344	318	287	351	326	18
21- Roberta Kuhn	365	397	350	336	312	359	311	21
City Totals	5,876	6,243	5,719	5,337	5,031	5,861	4,997	188

**GENERAL ELECTION
NOVEMBER 4, 2008**

PRECINCT	SOIL & WATER CONSERVATION DISTRICT			Agricultural Extension Council - 4 year term *				
	Jeff Reiter	David Ruden	Melvin Wilgenbusch	Kim T. Snook	Barbara E. Thole	Bill Watters	Beth Brown Oberhoffe	Write-in
31- Asbury Fire	593	643	587	546	501	584	513	20
32- Cascade City Hall	485	384	339	310	333	346	300	10
33- 4-H Building	245	275	274	223	226	308	226	3
34- Holy Cross City Hall	211	212	321	181	193	227	169	6
35- Worthington	211	194	185	166	166	192	151	2
36- Hope Church	391	386	391	366	339	394	331	9
37- Xavier Auditorium	217	222	228	193	209	205	161	3
38- Dyersville City Hall	203	216	201	186	190	183	161	1
39- Beckman School	236	246	238	201	217	224	176	6
40- Farley City Hall	289	267	262	227	222	279	206	4
41- Sherrill Fire	356	364	482	311	299	412	306	13
42- Luxemburg	115	127	169	103	116	124	106	3
43- New Vienna	183	192	193	130	157	160	121	1
44- Bernard Fire	146	148	115	91	119	128	85	5
45- Swiss Valley Center	245	266	246	213	217	274	223	4
46- Key West Fire	457	504	421	345	425	468	342	9
47- Epworth	424	376	396	328	334	409	308	13
48- Peosta	423	449	418	376	361	440	357	14
Rural Total	5,430	5,471	5,466	4,496	4,624	5,357	4,242	126
49- Absentee	7,384	7,634	7,476	6,858	6,644	7,297	6,435	244
50- Absentee	120	136	100	92	100	121	95	9
Totals	18,810	19,484	18,761	16,783	16,399	18,636	15,769	567

* The fifth position was decided by a write-in. Mary Gansen received twelve (12) votes, Daniel Kurt received ten (10) votes. Scattering received five hundred forty-five (545) votes.

GENERAL ELECTION NOVEMBER 4, 2008

Precinct	Agricultural Extension Council - 2 year term *		SUPREME COURT					
	Write-in	Write-in	Brent Appel		Mark S. Cady		Daryl L. Hechts	
			YES	NO	YES	NO	YES	NO
1- Rockdale Methodist	3	2	366	104	351	112	349	110
2- Theisens	2	2	401	88	368	95	367	91
3- Flora Park	4	3	428	98	413	100	409	102
4- Cal Cars	3	2	342	81	321	90	319	92
5- Assembly of God	6	6	418	111	400	113	397	120
6- Tri-State Blind	3	3	418	121	397	131	384	133
7- Sumitt Cong. Church	6	5	320	71	297	86	300	80
8-Tri-State Blind	4	3	387	106	370	106	352	111
9- Wahlert High School	4	3	389	84	366	93	356	97
10- Westminister	2	2	261	69	252	71	254	66
11- Westminister	3	3	300	101	285	104	286	104
12- UAW Local 94 Hall	5	5	467	124	448	135	430	143
13- Windsor Park	2	2	332	72	307	77	307	76
14- Comiskey Park	9	8	381	108	356	108	364	103
15- Sacred Heart	8	6	302	96	291	101	282	109
16- Holy Trinity	5	4	369	109	356	112	356	107
17- Election Annex	3	2	103	32	100	34	98	35
18- St John's	8	9	344	85	322	100	313	98
19- Federal Building	2	1	266	76	254	78	258	75
20- YMCA Bldg	8	9	446	133	423	143	422	140
21- Roberta Kuhn	6	6	447	110	428	107	425	115
City Totals	96	86	7,487	1,979	7,105	2,096	7,028	2,107

GENERAL ELECTION NOVEMBER 4, 2008

Precinct	Agricultural Extension Council - 2 year term *		SUPREME COURT					
	Write-in	Write-in	Brent Appel		Mark S. Cady		Daryl L. Hecht	
			YES	NO	YES	NO	YES	NO
31- Asbury Fire	8	5	749	143	717	157	712	158
32- Cascade City Hall	4	4	369	99	360	98	350	102
33- 4-H Building	4	4	276	107	267	106	263	113
34- Holy Cross City Hall	6	6	200	95	192	95	198	92
35- Worthington	0	2	215	53	205	63	203	61
36- Hope Church	2	2	449	150	436	151	419	156
37- Xavier Auditorium	3	2	234	65	219	74	216	70
38- Dyersville City Hall	3	3	223	52	214	58	214	54
39- Beckman School	2	2	238	81	232	78	237	71
40- Farley City Hall	1	1	281	61	268	68	267	66
41- Sherrill Fire	3	3	375	142	350	147	354	143
42- Luxemburg	2	1	112	45	109	45	104	46
43- New Vienna	0	0	181	52	173	49	169	52
44- Bernard Fire	2	0	126	33	116	36	118	35
45- Swiss Valley Center	3	5	291	72	288	73	278	76
46- Key West Fire	4	2	525	148	489	158	478	168
47- Epworth	10	7	415	90	405	84	394	91
48- Peosta	10	6	483	128	472	131	467	129
Rural Total	67	55	5,742	1,616	5,512	1,671	5,441	1,683
49- Absentee	192	100	8,243	1,806	7,866	1,809	7,759	1,899
50- Absentee	9	9	161	46	149	50	155	47
Totals	364	250	21,633	5,447	20,632	5,626	20,383	5,736

* Unexpired two year terms for Agricultural Extension Council. Mary Sue Green received seven (7) votes. Daniel Kurt received six (6) votes. Scattering received five hundred ninety-two (592) votes.

**GENERAL ELECTION
NOVEMBER 2, 2004**

Precinct	COURT OF APPEALS						ASSOCIATE JUVENILE JUDGE 1A		Constitution Amendment	
	Larry J. Eisenhauer		Terry Hufink		Rosemary Shaw Sackett		Thomas J. Straka		YES	NO
	YES	NO	YES	NO	YES	NO	YES	NO		
1- Rockdale Methodist	354	103	346	105	346	111	412	81	552	104
2- Theisens	366	86	356	86	362	89	448	74	587	95
3- Flora Park	408	100	400	106	400	104	471	84	592	113
4- Cal Cars	330	79	322	85	325	82	376	68	495	107
5- Assembly of God	399	103	399	101	398	104	447	97	630	124
6- Tri-State Blind	402	110	391	117	387	125	459	97	610	122
7- Sumitt Church	314	71	305	74	299	79	348	64	501	87
8-Tri-State Blind	376	91	352	98	349	101	439	76	565	111
9- Wahlert High School	367	95	344	98	340	107	418	72	583	117
10- Westminister	260	60	248	67	245	72	285	53	356	73
11- Westminister	288	98	289	93	288	92	340	73	433	117
12- UAW Local 94 Hall	458	119	437	123	436	135	522	98	659	125
13- Windsor Park	318	67	295	72	297	78	356	66	437	88
14- Comiskey Park	378	97	351	114	362	103	403	92	484	120
15- Sacred Heart	306	86	295	92	296	91	338	76	359	131
16- Holy Trinity	364	101	348	109	352	109	421	82	530	129
17- Election Annex	104	32	94	41	102	36	107	35	131	41
18- St John's	325	90	309	102	332	89	369	74	453	116
19- Federal Building	261	79	254	78	263	73	309	51	385	75
20- YMCA Bldg	420	133	413	136	427	122	488	117	622	152
21- Roberta Kuhn	429	100	415	108	413	118	511	80	658	125
City Totals	7,227	1,900	6,963	2,005	7,019	2,020	8,267	1,610	10,622	2,272

GENERAL ELECTION NOVEMBER 4, 2008

Precinct	COURT OF APPEALS						ASSOCIATE JUVENILE JUDGE 1A		Constitution Amendment	
	Larry J. Eisenhauer		Terry Huitink		Rosemary Shaw Sackett		Thomas J. Straka		*	
	YES	NO	YES	NO	YES	NO	YES	NO	YES	NO
31- Asbury Fire	710	161	703	160	707	161	836	116	1094	157
32- Cascade City Hall	362	86	349	95	356	86	397	75	507	102
33- 4-H Building	275	95	260	108	271	101	324	84	434	111
34- Holy Cross City	201	82	195	82	198	84	234	69	299	91
35- Worthington	209	59	203	63	208	59	225	50	270	75
36- Hope Church	431	141	416	151	414	151	510	112	648	142
37- Xavier Auditorium	226	61	210	72	214	67	240	53	297	78
38- Dyersville City Hall	215	51	215	51	217	53	236	46	296	57
39- Beckman School	242	68	227	76	232	70	270	58	321	80
40- Farley City Hall	282	60	276	61	271	62	308	49	355	80
41- Sherrill Fire	366	131	343	134	348	140	406	115	560	147
42- Luxemburg	113	42	106	39	105	44	125	37	147	53
43- New Vienna	177	44	168	46	168	49	191	42	241	67
44- Bernard Fire	118	34	112	36	123	26	139	25	168	44
45- Swiss Valley Center	276	74	267	80	288	67	341	56	458	91
46- Key West Fire	483	152	476	152	484	155	608	120	807	171
47- Epworth	414	71	394	80	391	88	462	60	568	102
48- Peosta	467	118	451	129	456	136	611	90	733	123
Rural Total	5,567	1,530	5,371	1,615	5,451	1,599	6,463	1,257	8,203	1,771
49- Absentee	7,954	1,728	7,692	1,811	7,848	1,840	9,028	1,473	12,519	1,651
50- Absentee	155	48	142	51	152	46	173	39	229	48
Totals	20,903	5,206	20,168	5,482	20,470	5,505	23,931	4,379	31,573	5,742

*1

Summary: Changes the language that describes a person who cannot legally vote from "idiot or insane person" to a person adjudged mentally incompetent to vote."

Section 5 of Article II of the Constitution of the State of Iowa is repealed and the following adopted in lieu thereof:
Disqualified persons. Sec 5. A person adjudged mentally incompetent to vote or a person convicted of any infamous crime shall not be entitled to the privilege of an elector.

GENERAL ELECTION NOVEMBER 4, 2008

Pet.	County Agricultural Extensnion Tax Levy		POLITICAL PARTY STATS			VOTERS		
	YES	NO	DEM	REP.	NP	Eligible	Voted	%
1- Rockdale Meth.	333	306	751	453	705	1,909	815	43%
2- Theisens	362	285	860	592	701	2,153	836	39%
3- Flora Park	339	355	1,133	454	797	2,384	974	41%
4- Cal Cars	279	295	1,063	525	854	2,442	803	33%
5- Assembly of God	364	382	863	535	826	2,224	973	44%
6- Tri-State Blind	339	380	759	412	664	1,835	939	51%
7- Sumitt Church	273	297	702	378	566	1,646	699	42%
8-Tri-State Blind	326	339	1,058	409	672	2,139	886	41%
9- Wahlert High	320	340	921	484	704	2,109	924	44%
10- Westminister	222	174	761	339	653	1,753	514	29%
11- Westminister	243	256	595	277	546	1,418	688	49%
12- UAW Local 94	328	444	1,132	420	845	2,397	1,008	42%
13- Windsor Park	235	262	1,031	296	543	1,870	718	38%
14- Comiskey Park	267	320	913	250	590	1,753	797	45%
15- Sacred Heart	211	270	758	204	617	1,579	585	37%
16- Holy Trinity	274	362	980	284	659	1,923	869	45%
17- Election Annex	75	89	554	122	443	1,119	277	25%
18- St John's	262	282	977	309	775	2,061	732	36%
19- Federal Bldg.	225	202	769	272	604	1,645	589	36%
20- YMCA Bldg	385	356	1,021	448	778	2,247	952	42%
21- Roberta Kuhn	378	384	1,164	526	752	2,442	974	40%
City Totals	6,040	6,380	18,765	7,989	14,294	41,048	16,552	40%

**GENERAL ELECTION
NOVEMBER 4, 2008**

Pct.	County Agricultural Extension Tax Levy		POLITICAL PARTY STATS			VOTERS		
	YES	NO	DEM	REP.	NP	Eligible	Voted	Percent
31-Asbury Fire	595	604	1,038	755	1,086	2,879	1,575	55%
32- Cascade City	318	296	699	271	717	1,687	807	48%
33- 4-H Building	247	309	466	387	554	1,407	721	51%
34- Holy Cross	203	222	348	201	362	911	506	56%
35- Worthington	158	193	269	186	330	785	459	58%
36- Hope Church	340	446	677	511	697	1,885	978	52%
37- Xavier Aud.	156	229	310	300	390	1,000	545	55%
38- Dyersville City	165	180	274	235	389	898	490	55%
39- Beckman School	160	230	310	302	353	965	546	57%
40- Farley City Hall	226	210	445	179	393	1,017	575	57%
41- Sherrill Fire	367	385	807	422	786	2,015	952	47%
42- Luxemburg	89	123	137	106	180	423	267	63%
43- New Vienna	152	172	216	277	241	734	442	60%
44- Bernard Fire	133	100	230	63	137	430	274	64%
45- Swiss Valley	271	265	499	376	628	1,503	702	47%
46- Key West Fire	479	502	1,205	565	1,031	2,801	1,339	48%
47- Epworth	373	330	758	251	588	1,597	877	55%
48- Peosta	481	404	659	512	736	1,907	1,065	56%
Rural Total	4,913	5,200	9,347	5,899	9,598	24,844	13,120	53%
49- Absentee	6,482	6,523					18,180	
50- Absentee	126	134					418	
Totals	17,561	18,237	28,112	13,888	23,892	65,892	48,270	73%

D

Summary: "Shall the Dubuque County Agricultural Extension District be subject to an annual education tax not to exceed thirteen and one-half cents per thousand dollars of assessed valuation, to a maximum \$265,500 per year beginning July 1, 2009, with an increase in the maximum of \$9,000 per year in subsequent years?"

Shall the Dubuque County Agricultural Extension District be subject to an annual levy for the Extension educational purposes, which shall not exceed thirteen and one-half cents per thousand dollars of assessed valuation of the taxable property within the district up to a maximum revenue limit of \$265,500 beginning July 1, 2009, with an increase in the maximum revenue limit of \$9,000 per year for subsequent fiscal years, pursuant to Iowa Code Section 176A.10(3)(B)?

**GENERAL ELECTION
NOVEMBER 4, 2008**

	ABSENTEE BALLOT REQUESTS						REQUESTS BY PARTY			
	In Person	Team	Mail	Military	Satellite	Total	D	R	NP	Total
1- Rockdale Meth.	244	0	403	5	32	684	346	147	191	684
2- Theisens	255	0	432	16	97	800	408	219	173	800
3- Flora Park	261	0	593	9	10	873	549	145	179	873
4- Cal Cars	253	49	711	7	23	1043	584	222	237	1043
5- Assembly of God	228	19	476	8	28	759	413	154	192	759
6- Tri-State Blind	167	2	376	4	19	568	290	119	159	568
7- Sumitt Church	149	1	376	2	21	549	307	113	129	549
8-Tri-State Blind	210	38	501	9	24	782	502	130	150	782
9- Wahlert High	213	29	456	3	34	735	417	144	174	735
10- Westminister	96	1	256	2	311	666	365	123	178	666
11- Westminister	93	0	174	2	17	286	181	45	60	286
12- UAW Local 94	246	0	472	5	37	760	448	138	174	760
13- Windsor Park	150	207	344	2	10	713	476	103	134	713
14- Comiskey Park	96	0	303	2	8	409	292	46	71	409
15- Sacred Heart	101	1	280	2	18	402	253	56	93	402
16- Holy Trinity	145	103	281	2	11	542	338	83	121	542
17- Election Annex	106	0	202	1	10	319	212	33	74	319
18- St John's	135	1	318	5	36	495	329	57	109	495
19- Federal Bldg.	182	24	241	1	39	487	311	73	103	487
20- YMCA Bldg	212	0	455	12	51	730	460	106	164	730
21- Roberta Kuhn	270	1	593	7	35	906	586	163	157	906
City Totals	3,812	476	8,243	106	871	13,508	8,067	2,419	3,022	13,508

**GENERAL ELECTION
NOVEMBER 4, 2008**

	ABSENTEE BALLOT <u>REQUESTS</u>						REQUESTS BY PARTY			
	In Person	Team	Mail	Military	Satellite	Total	D	R	NP	Total
31-Asbury Fire	211	1	500	4	28	744	380	154	210	744
32- Cascade City	60	5	363	2	7	437	265	65	107	437
33- 4-H Building	103	0	252	10	7	372	158	118	96	372
34- Holy Cross	19	1	156	1	4	181	91	41	49	181
35- Worthington	10	0	121	2	0	133	57	40	36	133
36- Hope Church	165	1	288	6	17	477	222	140	115	477
37- Xavier Aud.	18	22	208	6	1	255	99	82	74	255
38- Dyersville City	17	0	166	0	3	186	78	53	55	186
39- Beckman School	20	0	186	3	3	212	91	72	49	212
40- Farley City Hall	26	0	174	1	7	208	110	47	51	208
41- Sherrill Fire	164	0	364	3	18	549	267	123	159	549
42- Luxemburg	12	0	48	2	0	62	24	16	22	62
43- New Vienna	6	0	97	0	1	104	37	41	26	104
44- Bernard Fire	21	0	64	2	3	90	59	10	21	90
45- Swiss Valley	110	0	288	2	13	413	181	109	123	413
46- Key West Fire	262	1	509	8	23	803	447	156	200	803
47- Epworth	36	1	288	3	6	334	200	46	88	334
48- Peosta	121	0	348	1	14	484	220	140	124	484
Rural Total	1,381	32	4,420	56	155	6,044	2,986	1,453	1,605	6,044
Total	5,193	508	12,663	162	1,026	19,552	11,053	3,872	4,627	19,552

**GENERAL ELECTION
NOVEMBER 4, 2008**

	STRAIGHT PARTY VOTE			SAME DAY REGISTRATION			
	Dem	Rep.	Total	Dem	Rep	NP	Total
1- Rockdale Meth.	326	174	500	16	5	11	32
2- Theisens	262	204	466	8	4	12	24
3- Flora Park	472	170	642	19	7	20	46
4- Cal Cars	452	219	671	14	14	27	55
5- Assembly of God	312	186	498	9	3	22	34
6- Tri-State Blind	313	165	478	11	8	17	36
7- Sumitt Church	262	135	397	5	5	26	36
8-Tri-State Blind	400	142	542	16	6	24	46
9- Wahlert High	348	207	555	7	13	24	44
10- Westminister	258	100	358	19	14	58	91
11- Westminister	251	89	340	8	4	68	80
12- UAW Local 94	455	159	614	16	3	16	35
13- Windsor Park	447	106	553	13	2	16	31
14- Comiskey Park	380	87	467	16	5	17	38
15- Sacred Heart	303	67	370	11	4	21	36
16- Holy Trinity	422	139	561	12	7	12	31
17- Election Annex	231	46	277	17	7	17	41
18- St John's	373	105	478	34	11	30	75
19- Federal Bldg.	280	84	364	27	10	30	67
20- YMCA Bldg	431	162	593	15	11	32	58
21- Roberta Kuhn	406	197	603	8	9	18	35
City Totals	7,384	2,943	10,327	301	152	518	971

**GENERAL ELECTION
NOVEMBER 4, 2008**

	STRAIGHT PARTY VOTE			SAME DAY REGISTRATION			
	Dem	Rep.	Total	Dem	Rep	NP	
31-Asbury Fire	398	261	659	10	9	22	41
32- Cascade City	198	76	274	7	6	16	29
33- 4-H Building	135	127	262	4	6	11	21
34- Holy Cross	55	36	91	3	0	13	16
35- Worthington	59	54	113	2	3	3	8
36- Hope Church	247	184	431	7	3	10	20
37- Xavier Aud.	108	75	183	9	4	8	21
38- Dyersville City	90	62	152	2	1	7	10
39- Beckman School	77	56	133	4	2	5	11
40- Farley City Hall	123	52	175	3	2	7	12
41- Sherrill Fire	242	148	390	6	4	18	28
42- Luxemburg	15	24	39	0	0	6	6
43- New Vienna	32	52	84	0	0	0	0
44- Bernard Fire	44	17	61	2	1	3	6
45- Swiss Valley	204	159	363	10	4	5	19
46- Key West Fire	424	194	618	11	6	16	33
47- Epworth	208	70	278	4	4	23	31
48- Peosta	222	169	391	8	11	14	33
Rural Total	2,881	1,816	4,697	92	66	187	345
Total	10,265	4,759	15,024	393	218	705	1,316