


DEMOCRATIC STATE PRIMARY ELECTION

JUNE 6, 2006


PCT.	Congress District One				Governor			
	Bruce Braley	Rick Dickinson	Bill Gluba	Denny Heath	Mike Blouin	Chet Culver	Ed Fallon	Sal Mohamed
1- Table Mound School	31	141	40	3	118	86	10	2
2- Theisens	28	162	46	0	133	84	20	1
3- Irving	44	163	60	2	155	105	15	2
4- Assemble of God	35	116	37	7	99	78	19	3
5- Hempstead	40	127	55	1	127	84	15	2
6- Tri-State Blind	28	137	36	2	126	76	6	2
7- Eisenhower School	23	109	31	0	91	61	13	2
8-Tri-State Blind	46	206	81	3	193	131	17	5
9- Wahlert High School	31	161	50	6	140	99	14	3
10-Westminister	13	91	15	2	84	34	6	0
11- Westminister	22	75	45	1	86	46	11	1
12- 32 nd St Fire	31	155	67	7	123	111	26	1
13- Windsor Park	27	166	52	6	165	74	21	1
14- Comiskey Park	33	119	47	2	102	86	10	2
15- Audubon School	23	63	24	3	70	37	8	2
16- Holy Trinity	41	143	59	4	107	123	14	3
17- Court House	12	43	14	0	42	22	5	0
18- St John's	22	109	33	5	73	77	18	3
19-St John's	26	56	26	5	60	38	10	4
20- YMCA Bldg	32	149	34	2	124	82	18	3
21- Roberta Kuhn	25	237	81	2	211	122	19	2
City Totals	613	2,728	933	63	2,429	1,656	295	44

We the undersigned, members of the Board of Supervisors and ex officio Board of Canvassers for Dubuque County, Iowa, according to section 43.49 Code of Iowa, do hereby certify that the foregoing is a true and correct abstract of the votes cast in the Primary Election in said county on the 6th day of June 2006 for the various candidates as shown by the official canvass of the returns from the townships and election precincts.


In testimony whereof, we have hereunto set our hands and caused this to be attested to and sealed by the County Auditor and Commissioner of Elections of Dubuque County this 12th day of June, 2006.


Donna L. Smith, Member


Eric Manternach, Member


Wayne Demmer, Chair

ATTEST:


Denise M. Dolan, County Auditor
and Commissioner of Elections

**DEMOCRATIC STATE PRIMARY ELECTION
JUNE 6, 2006**

PCT.	Congress District One				Governor			
	Bruce Braley	Rick Dickinson	Bill Gluba	Denny Heath	Mike Blouin	Chet Culver	Ed Fallon	Sal Mohamed
31- Asbury Fire	29	128	47	2	120	71	20	3
32- Cascade City Hall	27	92	37	1	106	47	13	3
33-4-H Building	14	74	24	2	65	48	10	2
34- Holy Cross City Hall	15	46	22	4	53	30	8	3
35- Worthington	12	21	19	2	29	25	4	1
36- Hope Church	25	75	36	5	72	72	7	1
37- Xavier Auditorium	7	10	28	0	26	18	4	0
38- Dyersville City Hall	9	18	24	3	26	26	4	0
39- Beckman School	13	26	29	1	37	29	6	1
40- Farley City Hall	17	105	27	3	59	80	9	2
41- Sherrill Fire	34	87	56	4	89	84	11	3
42- Luxemburg	9	21	12	2	27	18	2	1
43- New Vienna	9	19	14	1	32	10	4	0
44- Bernard Fire	8	60	15	5	47	35	8	0
45- Swiss Valley	54	222	52	1	189	117	22	2
46- Key West Fire	16	64	14	0	47	45	7	2
47- Epworth	21	119	60	2	124	71	10	0
48- Peosta	14	84	28	3	81	39	10	3
Rural Total	333	1,271	544	41	1,229	865	159	27
49- Absentee	128	532	246	15	541	358	54	5
50- Special	0	0	0	0	0	0	0	0
Totals	1,074	4,531	1,723	119	4,199	2,879	508	76

DEMOCRATIC STATE PRIMARY ELECTION
JUNE 6, 2006

PCT.	Sec of State	Auditor of State	Treasurer of State	Sec of Agricultural		Attorney General	Senate Dist. 13	House 25
	Michael A. Mauro	Write-in	Michael L. Fitzgerald	Denise O'Brien	Dusky Terry	Tom Miller	Roger Tabor Stewart	Thomas Schueller
1- Table Mound School	146	11	157	98	71	172		
2- Theisens	158	10	171	124	56	194		
3- Irving	196	15	203	144	79	235		
4-Assemble of God	138	9	143	110	44	155		
5- Hempstead	157	10	171	109	58	182		
6- Tri-State Blind	143	14	157	108	48	174		
7- Eisenhower School	120	12	124	86	46	128		
8-Tri-State Blind	252	22	271	200	81	288		
9- Wahlert High School	171	9	176	119	64	197		
10-Westminister	94	4	97	63	34	111		
11- Westminister	100	4	109	78	36	111		
12- 32 nd St Fire	163	20	171	124	75	202		
13- Windsor Park	172	16	185	116	72	216		
14- Comiskey Park	130	18	143	115	45	160		
15- Audubon School	78	7	81	61	26	92		
16- Holy Trinity	170	16	178	130	56	202		
17- Court House	47	9	53	34	26	58		
18- St John's	122	7	135	94	46	147		
19-St John's	74	9	82	58	25	89		
20- YMCA Bldg	142	11	157	118	53	194		
21- Roberta Kuhn	251	10	266	187	99	309		
City Totals	3,024	243	3,230	2,276	1,140	3,616	0	0

**DEMOCRATIC STATE PRIMARY ELECTION
JUNE 6, 2006**

PCT.	Sec of State	Auditor of State	Treasurer of State	Sec of Agricultural		Attorney General	Senate Dist. 13	House 25
	Michael A. Mauro	Write-in	Michael L. Fitzgerald	Denise O'Brien	Dusky Terry	Tom Miller	Roger Tabor Stewart	Thomas Schueller
31- Asbury Fire	146	9	149	99	59	169		
32- Cascade City Hall	112	5	118	82	58	128		
33- 4-H Building	79	5	84	69	23	99		
34- Holy Cross City Hall	56	2	64	42	36	71		
35- Worthington	40	0	46	28	20	47		
36- Hope Church	99	4	107	78	35	118		
37- Xavier Auditorium	36	3	39	25	18	45		
38- Dyersville City Hall	36	2	40	29	18	44		
39- Beckman School	55	4	64	35	23	66		
40- Farley City Hall	109	11	115	69	56	122		
41- Sherrill Fire	122	2	133	91	56	142		
42- Luxemburg	36	2	36	21	15	40		
43- New Vienna	30	3	34	15	19	37		
44- Bernard Fire	67	6	73	43	36	73		
45- Swiss Valley	225	14	240	143	113	258	243	246
46- Key West Fire	61	2	72	50	32	73	63	64
47- Epworth	142	7	155	98	73	169		
48- Peosta	79	5	90	66	34	99		
Rural Total	1,530	86	1,659	1,083	724	1,800	306	310
49- Absentee	701	53	725	562	208	777	28	27
50- Special	0	0	0	0	0	0	0	0
Totals	5,255	382	5,614	3,921	2,072	6,193	334	337

**DEMOCRATIC STATE PRIMARY ELECTION
JUNE 6, 2006**

Pct.	House 27	House 28	House 31	House 32	Board of Supervisors Vote for Two			
	Pam Jochum	Pat Murphy	Ray Zirkelbach	Tom Avenarius	Daryl Biechler	Eric Manternach	Dick Schiltz	Donna Smith
1- Table Mound School		186			114	94	35	122
2- Theisens		207			84	132	64	137
3- Irving		235			107	129	59	172
4-Assemble of God		162			78	86	44	117
5- Hempstead		188			79	119	45	140
6- Tri-State Blind	181				85	114	45	127
7- Eisenhower School	136				61	81	56	87
8-Tri-State Blind	295				123	165	69	213
9- Wahlert High School	206				79	113	78	144
10-Westminister	109				46	62	25	80
11- Westminister	117				48	68	41	85
12- 32 nd St Fire	206				110	137	63	138
13- Windsor Park	217				64	157	38	171
14- Corniskey Park	167				87	98	45	98
15- Audubon School	98				36	50	29	78
16- Holy Trinity	215				106	99	41	156
17- Court House		57			22	29	16	44
18- St John's		147			60	82	34	114
19- St John's		88			39	53	21	62
20- YMCA Bldg		196			69	107	47	137
21- Roberta Kuhn		307			113	199	79	224
City Totals	1,947	1,773	0	0	1,610	2,174	974	2,646

DEMOCRATIC STATE PRIMARY ELECTION
JUNE 6, 2006

Pct.	House 27	House 28	House 31	House 32	Board of Supervisors Vote for Two			
	Pam Jochum	Pat Murphy	Ray Zirkelbach	Tom Avenarius	Daryl Biechler	Eric Manternach	Dick Schiltz	Donna Smith
31- Asbury Fire				161	109	110	43	122
32- Cascade City Hall			133		54	137	27	89
33-4-H Building				80	89	62	22	56
34- Holy Cross City Hall				64	59	41	17	41
35- Worthington			44		26	33	11	37
36- Hope Church				100	88	64	39	65
37- Xavier Auditorium				39	14	32	9	34
38- Dyersville City Hall				38	11	32	6	45
39- Beckman School				57	19	43	20	52
40- Farley City Hall			121		94	86	30	60
41- Sherrill Fire				121	121	77	34	105
42- Luxemburg				32	16	25	10	32
43- New Vienna				32	16	24	14	24
44- Bernard Fire			75		44	60	14	57
45- Swiss Valley					77	51	20	40
46- Key West Fire					278	126	51	133
47- Epworth			168		99	116	42	108
48- Peosta			87		73	50	35	70
Rural Total	0	0	628	724	1287	1169	444	1170
49- Absentee	276	313	65	98	350	555	159	581
50- Special	0	0	0	0	0	0	0	0
Totals	2,223	2,086	693	822	3,247	3,898	1,577	4,397

**DEMOCRATIC STATE PRIMARY ELECTION
JUNE 6, 2006**

Pcts.	County Treasurer		County Recorder	County Attorney
	Randy Hefel	Eric B. Stierman	Kathy Flynn Thurlow	Ralph Potter
1- Table Mound School	28	183	168	167
2- Theisens	29	196	194	181
3- Irving	39	228	218	212
4-Assemble of God	19	173	154	149
5- Hempstead	38	180	171	164
6- Tri-State Blind	27	173	164	152
7- Eisenhower School	33	133	129	128
8-Tri-State Blind	48	283	275	272
9- Wahlert High School	42	205	185	183
10-Westminister	14	106	97	108
11- Westminister	17	121	110	112
12- 32 nd St Fire	46	213	195	186
13- Windsor Park	35	215	182	184
14- Comiskey Park	43	155	152	150
15- Audubon School	16	97	88	89
16- Holy Trinity	29	230	202	197
17- Court House	15	50	53	54
18- St John's	23	141	138	141
19-St John's	17	90	82	84
20- YMCA Bldg	26	184	178	181
21- Roberta Kuhn	23	318	293	281
City Totals	607	3,674	3,428	3,375

**DEMOCRATIC STATE PRIMARY ELECTION
JUNE 6, 2006**

Pcts.	County Treasurer		County Recorder	County Attorney
	Randy Hefel	Eric B. Stierman	Kathy Flynn Thurlow	Ralph Potter
31- Asbury Fire	32	172	169	161
32- Cascade City Hall	30	127	118	116
33- 4-H Building	37	89	91	89
34- Holy Cross City Hall	20	72	73	65
35- Worthington	9	45	49	45
36- Hope Church	32	121	113	105
37- Xavier Auditorium	6	39	40	37
38- Dyersville City Hall	10	45	40	42
39- Beckman School	18	51	61	61
40- Farley City Hall	45	105	121	115
41- Sherrill Fire	31	154	142	136
42- Luxemburg	8	38	39	37
43- New Vienna	11	31	34	33
44- Bernard Fire	17	72	73	72
45- Swiss Valley	23	76	69	69
46- Key West Fire	42	287	258	247
47- Epworth	44	157	168	156
48- Peosta	28	95	94	89
Rural Total	443	1,776	1,752	1,675
49- Absentee	148	773	744	726
50- Special	0	0	0	0
Totals	1,198	6,223	5,924	5,776

**REPUBLICAN STATE PRIMARY ELECTION
JUNE 6 2006**

Pcts.	Congress District One			Governor	Sec. Of State		State Auditor	State Treasurer
	Bill Dix	Brian Kennedy	Mike Whalen	Jim Nussle	Chuck Allison	Robert C. Dopf	David A. Vaudt	Write-ins
1- Table Mound School	14	20	22	52	24	15	39	1
2- Theisens	29	19	49	94	57	19	73	3
3- Irving	12	21	29	61	30	16	38	1
4-Assemble of God	8	13	27	43	25	15	35	2
5- Hempstead	16	28	26	66	37	18	52	0
6- Tri-State Blind	15	10	26	49	20	17	31	3
7- Eisenhower School	5	19	23	46	20	12	34	0
8-Tri-State Blind	20	19	38	73	43	15	59	3
9- Wahlert High School	23	11	31	60	28	14	39	0
10-Westminister	5	7	8	17	8	6	10	1
11- Westminister	9	8	17	30	21	9	26	0
12- 32 nd St Fire	24	18	29	65	36	17	47	1
13- Windsor Park	15	9	17	35	16	14	27	0
14- Comiskey Park	9	6	11	26	19	4	18	2
15- Audubon School	5	7	12	24	9	12	19	1
16- Holy Trinity	15	2	18	35	22	6	27	3
17- Court House	4	3	4	9	7	1	6	0
18- St John's	9	8	7	26	12	9	18	0
19- St John's	7	7	16	27	17	7	24	0
20- YMCA Bldg	14	10	31	50	22	18	35	1
21- Roberta Kuhn	39	24	59	117	59	28	86	1
City Totals	297	269	500	1,005	532	272	743	23

**REPUBLICAN STATE PRIMARY ELECTION
JUNE 4, 2002**

Pcts.	Congress District One			Governor	Sec. Of State		State Auditor	State Treasurer
	Bill Dix	Brian Kennedy	Mike Whalen	Jim Nussle	Chuck Allison	Robert C. Dopf	David A. Vaudt	Write-ins
31- Asbury Fire	21	15	36	63	45	10	52	0
32- Cascade City Hall	9	7	14	29	19	5	20	1
33- 4-H Building	7	3	19	26	12	11	20	0
34- Holy Cross City Hall	13	12	9	34	22	5	29	0
35- Worthington	6	7	9	21	10	5	14	0
36- Hope Church	24	13	26	58	33	20	47	0
37- Xavier Auditorium	22	6	14	36	15	11	29	1
38- Dyersville City Hall	14	5	7	28	18	5	19	1
39- Beckman School	22	13	15	45	23	15	41	0
40- Farley City Hall	6	6	7	16	8	7	11	0
41- Sherrill Fire	36	7	13	57	19	18	41	0
42- Luxemburg	3	3	3	8	5	1	5	1
43- New Vienna	26	3	3	23	16	5	17	3
44- Bernard Fire	4	2	7	11	9	4	11	0
45- Swiss Valley	15	22	28	59	34	18	49	0
46- Key West Fire	6	6	12	23	12	3	14	0
47- Epworth	15	9	17	38	23	14	33	0
48- Peosta	25	8	17	44	21	15	33	3
Rural Total	274	147	256	619	344	172	485	10
49- Absentee	59	32	54	145	81	30	99	0
50- Special	0	0	0	0	0	0	0	0
Totals	630	448	810	1,769	957	474	1,327	33

**REPUBLICAN STATE PRIMARY ELECTION
JUNE 6 2006**

Pcts.	Sec of Agricultural			Attorney General	Senate Distr. 13	House 25	House 27	House 28
	Karey Claghorn	Mark Leonard	Bill Northey	Write-ins	Lametta K. Wynn	David Bevan Kendel	John Hulsizer Jr.	Write-ins
1- Table Mound School	6	21	17	0				0
2- Theisens	9	30	44	2				3
3- Irving	4	20	25	1				1
4-Assemble of God	3	14	21	1				2
5- Hempstead	9	13	34	0				0
6- Tri-State Blind	6	11	25	1			35	
7- Eisenhower School	1	27	13	0			37	
8-Tri-State Blind	6	23	34	1			59	
9- Wahlert High School	5	15	30	0			40	
10-Westminister	2	6	9	0			16	
11- Westminister	4	11	15	2			26	
12- 32 nd St Fire	5	20	36	1			49	
13- Windsor Park	5	12	15	1			28	
14- Comiskey Park	5	6	11	1			19	
15- Audubon School	2	7	12	1			19	
16- Holy Trinity	3	10	14	3			27	
17- Court House	2	4	5	0				0
18- St John's	2	9	12	0				0
19-St John's	6	11	9	0				2
20- YMCA Bldg	5	11	28	1				1
21- Roberta Kuhn	14	24	59	3				0
City Totals	104	305	468	19	0	0	355	9

**REPUBLICAN STATE PRIMARY ELECTION
JUNE 6, 2006**

Pcts.	Sec of Agricultural			Attorney General	Senate Distr. 13	House 25	House 27	House 28
	Karey Claghorn	Mark Leonard	Bill Northey					
31- Asbury Fire	6	12	36	0				
32- Cascade City Hall	4	11	13	0				
33- 4-H Building	1	9	14	0				
34- Holy Cross City Hall	1	17	15	0				
35- Worthington	0	7	13	0				
36- Hope Church	7	21	27	0				
37- Xavier Auditorium	5	10	13	1				
38- Dyersville City Hall	1	6	15	2				
39- Beckman School	5	13	22	0				
40- Farley City Hall	0	6	9	0				
41- Sherrill Fire	2	14	25	0				
42- Luxemburg	0	4	2	0				
43- New Vienna	1	8	13	1				
44- Bernard Fire	2	9	2	0				
45- Swiss Valley	3	28	31	0	48	49		
46- Key West Fire	2	8	12	1	13	13		
47- Epworth	5	18	12	0				
48- Peosta	1	12	27	3				
Rural Total	46	213	301	8	61	62	0	0
49- Absentee	25	57	34	0	1	1	35	2
50- Special	0	0	0	0	0	0	0	0
Totals	175	575	803	27	62	63	390	11

REPUBLICAN PRIMARY ELECTION
JUNE 6, 2006

Pcts.	House 31	House 32	Board of Supervisors		County Treasurer	County Recorder	County Attorney
	Write- ins	Steven F. Lukan	Patricia Riniker	Darren White	Write-in	Write-ins	Werner Hellmer
1- Table Mound School			36	29	2	0	38
2- Theisens			64	61	1	1	73
3- Irving			36	27	1	2	39
4-Assemble of God			30	27	3	2	35
5- Hempstead			45	35	0	0	48
6- Tri-State Blind			34	23	4	1	35
7- Eisenhower School			36	20	0	0	36
8-Tri-State Blind			57	46	1	2	60
9- Wahlert High School			34	24	1	0	41
10-Westminister			14	9	0	0	15
11- Westminister			23	17	0	0	26
12- 32 nd St Fire			52	32	2	2	51
13- Windsor Park			25	22	4	0	26
14- Comiskey Park			20	9	1	0	20
15- Audubon School			16	16	2	2	19
16- Holy Trinity			17	20	3	2	22
17- Court House			7	3	0	0	7
18- St John's			18	10	0	0	20
19-St John's			26	17	1	0	23
20- YMCA Bldg			38	19	2	1	40
21- Roberta Kuhn			77	61	2	0	84
City Totals	0	0	705	527	30	15	758

**REPUBLICAN PRIMARY ELECTION
JUNE 6, 2006**

Pcts.	House 31	House 32	Board of Supervisors		County Treasurer	County Recorder	County Attorney
	Write-ins	Steven F. Lukan	Patricia Riniker	Darren White	Write-in	Write-ins	Werner Hellmer
31- Asbury Fire		62	49	34	1	0	49
32- Cascade City Hall	0		23	15	1	0	23
33- 4-H Building		26	20	13	0	0	23
34- Holy Cross City Hall		34	32	12	0	0	29
35- Worthington	1		18	11	0	0	16
36- Hope Church		54	50	24	0	1	52
37- Xavier Auditorium		41	29	20	0	0	36
38- Dyersville City Hall		28	19	15	1	1	22
39- Beckman School		49	38	29	0	0	40
40- Farley City Hall	0		9	8	0	0	14
41- Sherrill Fire		53	46	21	1	0	45
42- Luxemburg		10	4	5	0	0	6
43- New Vienna		34	22	12	2	1	20
44- Bernard Fire	0		6	6	0	0	11
45- Swiss Valley			17	15	1	0	17
46- Key West Fire			46	37	0	0	48
47- Epworth	0		33	24	0	0	29
48- Peosta	2		35	22	3	2	34
Rural Total	3	391	496	323	10	5	514
49- Absentee	0	23	105	64	4	3	101
51- Special	0	0	0	0	0	0	0
Totals	3	414	1,306	914	44	23	1,373

STATE PRIMARY STATS
JUNE 6, 2006

	REGISTERED VOTERS				VOTERS		Total
	DEM	REP	N.P.	TOTAL	DEM	REP	
1-Table Mound School				1,884	218	62	280
2- Theisens				2,000	242	106	348
3- Irving				2,362	284	64	348
4- Assemble of God				2,119	196	61	257
5- Hempstead				2,336	235	69	304
6- Tri-State Blind				1,631	209	55	264
7- Eisenhower School				1,603	171	48	219
8- Tri-State Blind				2,235	356	72	428
9- Wahlert High School				2,064	256	72	328
10- Westminister				1,476	129	17	146
11- Westminister				1,346	144	36	180
12- 32 nd St Fire				2,328	265	77	342
13- Windsor Park				1,849	266	41	307
14- Comiskey Park				1,626	215	25	240
15- Audubon School				1,506	119	26	145
16- Holy Trinity				1,810	260	36	296
17- Court House				985	72	8	80
18- St John's				1,858	174	28	202
19-St John's				1,452	117	29	146
20- YMCA Bldg				2,141	232	54	286
21- Roberta Kuhn				2,487	365	119	484
City Totals	0	0	0	39,098	4,525	1,105	5,630

STATE PRIMARY STATS
JUNE 6, 2006

	REGISTERED VOTERS			TOTAL	VOTERS		Total
	DEM	REP	N.P.		DEM	REP	
31- Asbury Fire				2,460	224	72	296
32- Cascade City Hall				1,704	172	31	203
33- 4-H Building				1,350	132	30	162
34- Holy Cross City Hall				923	94	36	130
35- Worthington				796	58	23	81
36- Hope Church				1,762	148	70	218
37- Xavier Auditorium				1,034	48	43	91
38- Dyersville City Hall				861	55	30	85
39- Beckman School				994	74	50	124
40- Farley City Hall				1,001	155	18	173
41- Sherrill Fire				1,934	201	58	259
42- Luxemburg				423	48	11	59
43- New Vienna				753	44	37	81
44- Bernard Fire				427	92	13	105
45-Swiss Valley				1,473	103	27	130
46- Key West Fire				2,696	356	70	426
47- Epworth				1,564	216	36	252
48- Peosta				1,739	132	57	189
Rural Total	0	0	0	23,894	2,352	712	3,064
Absentee					958	172	1,130
Totals	0	0	0	62,992	7,835	1,989	9,824