

**DEMOCRATIC STATE PRIMARY ELECTION  
JUNE 3, 2014**


PCT.	U.S. Senate	U.S. Congress - District One					Governor
	Bruce Braley	Swaati Dandekar	Anesa Kajtazovic	Pat Murphy	Dave O'Brien	Monica Vernon	Jack Hatch
1- Rockdale Methodist	181	18	4	148	7	20	154
2- Theisens	162	16	3	129	8	19	139
3- ARC Building	73	3	2	69	2	10	69
4- Journey Church	128	12	7	104	3	9	114
5-Tri-State Blind	132	11	4	115	2	16	111
6- Sumitt Cong. Church	127	13	5	98	4	21	105
7-Tri-State Blind	171	15	2	144	2	20	145
8-Emmaus Bible College	98	5	2	85	5	9	77
9-Westminister	80	14	3	61	3	8	71
10- Westminister	121	10	8	108	3	5	99
11-UAW Local 94 Hall	126	11	2	116	5	9	117
12-Windsor Park	150	20	3	115	4	17	116
13-Comiskey Park	107	6	3	92	4	15	100
14-Sacred Heart	62	4	0	54	4	6	59
15- Holy Trinity	94	7	1	78	5	15	80
16-Election Annex	51	8	6	37	0	4	44
17-St John's	67	3	5	51	5	7	57
18-Federal Building	85	10	3	55	5	20	78
19-YMCA Bldg	125	7	3	114	1	16	106
20-Fogarty Hall Center	160	17	4	130	4	21	146
<b>City Totals</b>	<b>2,300</b>	<b>210</b>	<b>70</b>	<b>1,903</b>	<b>76</b>	<b>267</b>	<b>1,987</b>


**DEMOCRATIC STATE PRIMARY ELECTION  
JUNE 3, 2014**

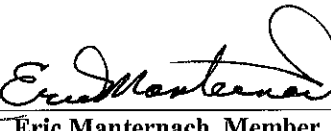
PCT.	U.S. Senate	U.S. Congress - District One					Governor
	Bruce Braley	Swaati Dandekar	Anesa Kajtazovic	Pat Murphy	Dave O'Brien	Monica Vernon	Jack Hatch
31- Asbury Fire Station	102	8	1	88	5	6	81
32-The Meadows Golf	81	7	10	70	2	11	71
33-Cascade City Hall	74	7	3	57	2	14	71
34- Peosta Community	94	8	7	73	2	21	78
35-Luxemburg C.H.	85	9	6	52	12	14	65
36- Hope Church	85	5	3	65	10	15	73
37- Xavier Church	20	2	0	15	0	4	18
38- Dyersville Social Center	27	11	2	10	2	5	22
39- Beckman School	42	5	2	30	2	5	36
40- Farley City Hall	67	4	0	55	9	6	54
41-Epworth Council	142	16	2	109	20	18	121
42-SS Peter & Paul Sch	95	11	2	77	9	17	77
43- Key West Fire	144	11	1	123	6	22	128
44- Bernard Fire	36	4	2	32	1	7	32
45- Swiss Valley Center	60	7	1	47	7	14	48
Rural Total	1,154	115	42	903	89	179	975
46- Absentee	1605	126	63	1325	38	180	1452
Totals	5,059	451	175	4,131	203	626	4,414

We the undersigned, members of the Board of Supervisors and ex officio Board of Canvassers for Dubuque County, Iowa, according to section 43.49 Code of Iowa, do hereby certify that the foregoing is a true and correct abstract of the votes cast in the Primary Election in said county on the 3<sup>RD</sup> day of June, 2014 for the various candidates as shown by the official canvass of the returns from the townships and election precincts.


In testimony whereof, we have hereunto set out hands and caused this to be attested to and sealed by the County Auditor and Commissioner of Elections of Dubuque County this 10<sup>th</sup> day of June, 2014.

  
Daryl Klein, Member

  
Wayne Demmer, Chair

  
Eric Manternach, Member

ATTEST:

  
Denise M. Dolan, County Auditor and  
Commissioner of Elections

**DEMOCRATIC STATE PRIMARY ELECTION  
JUNE 3, 2014**

PCT.	Sec. of State	State Auditor	State Treasurer	Sec of Agriculture	Attorney General	State Senate #29
	<b>Brad Anderson</b>	<b>Jonathan Neiderbach</b>	<b>Michael I. Fitzgerald</b>	<b>Sherrie Taha</b>	<b>Tom Miller</b>	<b>Tod R. Bowman</b>
1- Rockdale Methodist	141	131	151	138	164	
2- Theisens	128	126	137	129	142	
3- ARC Building	61	58	62	61	71	
4- Journey Church	105	102	111	103	113	
5-Tri-State Blind	105	101	117	101	121	
6- Sumitt Cong. Church	94	91	104	88	106	
7-Tri-State Blind	139	138	145	137	146	
8-Emmaus Bible College	76	74	78	71	82	
9-Westminister	67	66	67	62	74	
10- Westminister	92	89	111	88	112	
11-UAW Local 94 Hall	110	111	121	107	122	
12-Windsor Park	110	106	121	104	131	
13-Comiskey Park	93	92	97	95	99	
14-Sacred Heart	57	56	59	55	57	
15- Holy Trinity	76	74	85	79	86	
16-Election Annex	42	42	43	43	47	
17-St John's	54	50	58	53	63	
18-Federal Building	75	72	75	71	76	
19-YMCA Bldg	99	97	105	98	114	
20-Fogarty Hall Center	139	134	147	135	158	
<b>City Totals</b>	<b>1,863</b>	<b>1,810</b>	<b>1,994</b>	<b>1,818</b>	<b>2,084</b>	

**DEMOCRATIC STATE PRIMARY ELECTION  
JUNE 3, 2014**

PCT.	Sec. of State	State Auditor	State Treasurer	Sec of Agriculture	Attorney General	State Senate #29
	<b>Brad Anderson</b>	<b>Jonathan Neiderbach</b>	<b>Michael I. Fitzgerald</b>	<b>Sherrie Taha</b>	<b>Tom Miller</b>	<b>Tod R. Bowman</b>
31-Asbury Fire Station	77	79	83	76	90	78
32-The Meadows Golf	66	66	72	63	76	63
33-Cascade City Hall	67	64	72	63	77	67
34- Peosta Community	73	69	85	74	92	80
35-Luxemburg C.H.	59	57	72	58	79	65
36- Hope Church	72	72	70	68	75	
37- Xavier Church	17	17	20	16	20	19
38- Dyersville City Hall	17	17	22	18	22	18
39- Beckman School	36	35	43	37	42	38
40- Farley City Hall	54	47	61	50	61	54
41-Epworth Council	111	108	125	103	127	118
42-SS Peter & Paul Sch	75	71	87	70	86	73
43- Key West Fire	112	109	121	107	132	128
44- Bernard Fire	33	32	34	31	35	35
45- Swiss Valley Center	44	42	52	47	58	43
Rural Total	913	885	1,019	881	1,072	879
46- Absentee	1367	1341	1447	1332	1504	292
<b>Totals</b>	<b>4,143</b>	<b>4,036</b>	<b>4,460</b>	<b>4,031</b>	<b>4,660</b>	<b>1,171</b>

**DEMOCRATIC STATE PRIMARY ELECTION  
JUNE 3, 2014**

PCT.	State Rep #57	State Rep #58	State Rep #99		State Rep #100
	Nancy A. Dunkel	Kim Huckstadt	Steve Drahozal	Abby Finkenauer	Chuck Isenhart
1- Rockdale Methodist			81	109	
2- Theisens			72	92	
3- ARC Building			26	51	
4- Journey Church			56	69	
5-Tri-State Blind			54	86	
6- Sumitt Cong. Church					109
7-Tri-State Blind			70	103	
8-Emmaus Bible College					83
9-Westminister					72
10- Westminister			66	53	
11-UAW Local 94 Hall					124
12-Windsor Park					129
13-Comiskey Park					98
14-Sacred Heart					58
15- Holy Trinity					84
16-Election Annex					47
17-St John's					64
18-Federal Building			56	33	
19-YMCA Bldg			63	70	
20-Fogarty Hall Center			51	108	
<b>City Totals</b>			<b>595</b>	<b>774</b>	<b>868</b>

**DEMOCRATIC STATE PRIMARY ELECTION  
JUNE 3, 2014**

PCT.	State Rep #57	State Rep #58	State Rep #99		State Rep #100
	Nancy A. Dunkel	Kim Huckstadt	Steve Drahozal	Abby Finkenauer	Chuck Isenhart
31-Asbury Fire Station	86				
32-The Meadows Golf	72				
33-Cascade City Hall		59			
34- Peosta Community	85				
35-Luxemburg C.H.	79				
36- Hope Church					80
37- Xavier Church	20				
38- Dyersville Social Center	27				
39- Beckman School	43				
40- Farley City Hall	68				
41-Epworth Council	132				
42-SS Peter & Paul Sch	79				
43- Key West Fire	122	2			
44- Bernard Fire	35				
45- Swiss Valley Center	49				
Rural Total	897	61	0	0	80
46- Absentee	287	13	331	495	436
Totals	1,184	74	926	1,269	1,384

**DEMOCRATIC STATE PRIMARY ELECTION  
JUNE 3, 2014**

PCT.	County Board of Supervisors (Elect Two)						
	David J. Baker	Tom Hancock	Jim JJ Keene	Roger J. Oberbroeckling	Donna L. Smith	Jim Specht	R.R.S. Stewart
1- Rockdale Methodist	71	89	8	17	95	23	42
2- Theisens	78	91	6	19	81	16	32
3- ARC Building	47	20	4	9	47	7	12
4- Journey Church	64	44	6	18	80	14	19
5-Tri-State Blind	63	60	7	22	72	14	24
6- Sumitt Cong. Church	78	54	13	14	56	9	22
7-Tri-State Blind	90	84	9	18	79	14	32
8-Emmaus Bible College	58	31	11	9	49	2	17
9-Westminister	40	35	5	5	33	8	21
10- Westminister	74	42	5	15	58	12	21
11-UAW Local 94 Hall	101	65	12	12	54	1	18
12-Windsor Park	93	36	8	13	87	14	26
13-Comiskey Park	77	34	9	7	58	14	8
14-Sacred Heart	41	18	4	7	34	8	6
15- Holy Trinity	82	39	1	3	48	4	11
16-Election Annex	22	13	3	7	28	7	12
17-St John's	30	30	3	10	32	4	13
18-Federal Building	33	24	3	9	31	7	36
19-YMCA Bldg	73	44	2	13	68	10	36
20-Fogarty Hall Center	60	85	6	13	92	15	32
<b>City Totals</b>	<b>1,275</b>	<b>938</b>	<b>125</b>	<b>240</b>	<b>1,182</b>	<b>203</b>	<b>440</b>

**DEMOCRATIC STATE PRIMARY ELECTION  
JUNE 3, 2014**

PCT.	County Board of Supervisors (Elect Two)						
	David J. Baker	Tom Hancock	Jim JJ Keene	Roger J. Oberbroeckling	Donna L. Smith	Jim Specht	R.R.S. Stewart
31-Asbury Fire Station	48	50	6	11	50	10	22
32-The Meadows Golf	49	52	2	11	31	16	13
33-Cascade City Hall	13	65	3	13	46	3	6
34- Peosta Community	44	70	5	19	38	8	16
35-Luxemburg C.H.	10	46	7	81	24	14	3
36- Hope Church	55	36	9	11	39	22	7
37- Xavier Church	2	16	1	4	12	3	0
38- Dyersville City Hall	1	23	0	10	14	2	1
39- Beckman School	6	34	2	20	25	3	1
40- Farley City Hall	18	67	1	30	18	6	5
41-Epworth Council	46	144	6	53	52	13	8
42-SS Peter & Paul Sch	50	54	9	17	41	60	7
43- Key West Fire	61	102	6	18	73	13	13
44- Bernard Fire	11	37	0	2	29	2	3
45- Swiss Valley Center	24	51	8	12	27	10	10
Rural Total	438	847	65	312	519	185	115
46- Absentee	774	742	88	211	946	182	233
Totals	2,487	2,527	278	763	2,647	570	788

A hand recount was held on June 18 and 19 of all ballots for the Democratic primary for the Board of Supervisors. The results of that recount are as follows: David J. Baker 2,499; Tom Hancock 2,536; Jim JJ Keene 281; Roger J. Oberbroeckling 769; Donna L. Smith 2,650; Jim Specht 575; and R.R.S. Stewart 790 votes. Donna L. Smith and Tom Hancock were nominated.



**DEMOCRATIC STATE PRIMARY ELECTION  
JUNE 3, 2014**

PCT.	County Treasurer	County Recorder	County Attorney	ELIGIBLE VOTERS			
	Eric Stierman	John Murphy	Ralph R. Potter	Democrat	Republican	No Party/ Others	Total
1- Rockdale Methodist	172	152	156	919	675	828	2,422
2- Theisens	150	142	140	984	742	822	2,548
3- ARC Building	71	70	67	654	303	519	1,476
4- Journey Church	122	110	115	1,010	666	1,023	2,699
5-Tri-State Blind	129	114	112	931	591	873	2,395
6- Sumitt Cong. Church	117	103	106	824	551	708	2,083
7-Tri-State Blind	156	147	143	1,168	590	803	2,561
8-Emmaus Bible College	90	79	82	690	381	548	1,619
9-Westminister	77	69	74	932	515	888	2,335
10- Westminister	115	108	111	1,092	529	958	2,579
11-UAW Local 94 Hall	132	123	118	900	371	714	1,985
12-Windsor Park	139	123	116	1,098	389	609	2,096
13-Comiskey Park	107	100	101	871	254	645	1,770
14-Sacred Heart	63	62	56	789	219	642	1,650
15- Holy Trinity	102	88	89	934	327	661	1,922
16-Election Annex	46	44	42	600	173	501	1,274
17-St John's	62	59	57	648	239	602	1,489
18-Federal Building	72	70	69	834	336	659	1,829
19-YMCA Bldg	116	111	106	881	419	701	2,001
20-Fogarty Hall Center	154	147	148	1,004	502	714	2,220
<b>City Totals</b>	<b>2,192</b>	<b>2,021</b>	<b>2,008</b>	<b>17,763</b>	<b>8,772</b>	<b>14,418</b>	<b>40,953</b>

**DEMOCRATIC STATE PRIMARY ELECTION  
JUNE 3, 2014**

PCT.	County Treasurer	County Recorder	County Attorney	ELIGIBLE VOTERS			
	Eric Stierman	John Murphy	Ralph R. Potter	Democrat	Republican	No Party/ Others	Total
31-Asbury Fire Station	98	85	84	756	586	761	2,103
32-The Meadows Golf	87	68	75	771	817	1,049	2,637
33-Cascade City Hall	74	70	72	641	352	767	1,760
34- Peosta Community	93	78	86	766	786	1,042	2,594
35-Luxemburg C.H.	87	72	72	543	564	659	1,766
36- Hope Church	85	75	80	724	612	715	2,051
37- Xavier Church	18	17	18	269	303	315	887
38- DV Social Center	24	19	20	269	264	382	915
39- Beckman School	44	37	38	541	576	700	1,817
40- Farley City Hall	65	58	59	405	196	400	1,001
41-Epworth Council	140	128	125	820	405	777	2,002
42-SS Peter & Paul Sch	104	85	89	828	490	800	2,118
43- Key West Fire	145	136	129	1,011	585	930	2,526
44- Bernard Fire	38	38	36	209	97	159	465
45- Swiss Valley Center	64	54	51	599	552	734	1,885
Rural Total	1,166	1,020	1,034	9,152	7,185	10,190	26,527
46- Absentee	1,545	1,439	1,456				
Totals	4,903	4,480	4,498	26,915	15,957	24,608	67,480

**REPUBLICAN STATE PRIMARY ELECTION  
JUNE 3, 2014**

PCT.	U.S. Senate					U.S. Congress - District One		
	Sam Clovis	Joni Ernst	Mark Jacobs	Scott Schaben	Matt Whitaker	Rod Blum	Gail E. Boliver	Steve Rathje
1- Rockdale Methodist	11	123	34	0	7	148	5	23
2- Theisens	8	121	36	0	11	155	1	24
3- ARC Building	1	38	9	0	2	41	0	9
4- Journey Church	1	72	13	1	2	73	1	14
5-Tri-State Blind	9	105	16	1	8	110	4	23
6- Sumitt Cong. Church	10	81	31	1	7	107	2	18
7-Tri-State Blind	7	71	27	1	12	97	5	16
8-Emmaus Bible College	2	43	5	1	3	45	7	2
9-Westminister	3	44	11	0	0	40	3	15
10- Westminister	3	46	14	3	8	54	2	16
11-UAW Local 94 Hall	11	48	8	2	8	64	2	13
12-Windsor Park	4	51	7	2	2	60	1	6
13-Comiskey Park	4	18	9	2	4	29	1	7
14-Sacred Heart	0	21	4	2	3	25	0	5
15- Holy Trinity	1	32	8	0	3	32	1	10
16-Election Annex	3	8	3	0	2	14	0	2
17-St John's	1	15	3	0	1	20	0	0
18-Federal Building	4	24	3	1	2	26	3	5
19-YMCA Bldg	4	47	17	1	5	67	1	10
20-Fogarty Hall Center	1	79	31	2	3	93	5	23
<b>City Totals</b>	<b>88</b>	<b>1,087</b>	<b>289</b>	<b>20</b>	<b>93</b>	<b>1,300</b>	<b>44</b>	<b>241</b>

**REPUBLICAN STATE PRIMARY ELECTION  
JUNE 3, 2014**

PCT.	U.S. Senate					U.S. Congress - District One		
	Sam Clovis	Joni Ernst	Mark Jacobs	Scott Schaben	Matt Whitaker	Rod Blum	Gail E. Boliver	Steve Rathje
31-Asbury Fire Station	8	88	21	0	10	88	5	31
32-The Meadows Golf	5	85	24	1	10	104	2	20
33-Cascade City Hall	3	30	15	0	4	42	2	8
34- Peosta Community	13	98	28	1	4	113	1	29
35-Luxemburg C.H.	14	60	18	0	2	75	1	18
36- Hope Church	11	74	10	1	3	72	5	20
37- Xavier Church	7	37	7	0	6	44	1	11
38- Dyersville Social Cnt	14	27	9	0	3	42	0	11
39- Beckman School	1	91	14	0	1	88	0	15
40- Farley City Hall	4	22	3	0	4	28	2	1
41-Epworth Council	4	64	14	1	7	67	5	15
42-SS Peter & Paul Sch	6	76	12	0	5	80	3	14
43- Key West Fire	7	70	19	0	4	78	4	19
44- Bernard Fire	1	8	5	0	3	12	0	4
45- Swiss Valley Center	0	56	12	0	6	66	1	6
Rural Total	98	886	211	4	72	999	32	222
46- Absentee	26	196	87	6	13	267	8	45
Totals	212	2,169	587	30	178	2,566	84	508

**REPUBLICAN STATE PRIMARY ELECTION**  
**JUNE 3, 2014**

PCT.	Governor		Sec of State	State Auditor	State Treasurer	Sec of Agriculture	Attorney General
	Terry Branstad	Tom Hoefling	Paul D. Pate	Mary Mosiman	Write-in	Bill Northey	Write-in
1- Rockdale Methodist	151	23	126	120	8	119	5
2- Theisens	168	11	119	111	3	107	4
3- ARC Building	42	7	35	35	0	35	0
4- Journey Church	79	8	67	64	1	69	0
5-Tri-State Blind	119	17	96	94	3	93	3
6- Sumitt Cong. Church	108	19	87	82	4	80	2
7-Tri-State Blind	103	18	95	91	1	83	2
8-Emmaus Bible College	45	9	39	39	4	40	3
9-Westminister	53	3	38	37	2	36	1
10- Westminister	59	13	57	56	3	55	1
11-UAW Local 94 Hall	65	10	55	52	3	52	4
12-Windsor Park	59	9	52	50	2	51	2
13-Comiskey Park	31	5	31	31	2	29	3
14-Sacred Heart	21	8	22	24	2	22	2
15- Holy Trinity	32	12	38	35	0	35	1
16-Election Annex	12	4	11	8	0	10	0
17-St John's	19	1	14	14	0	14	0
18-Federal Building	24	10	25	23	0	21	1
19-YMCA Bldg	71	6	55	56	2	54	0
20-Fogarty Hall Center	106	12	97	90	3	82	1
<b>City Totals</b>	<b>1,367</b>	<b>205</b>	<b>1,159</b>	<b>1,112</b>	<b>43</b>	<b>1,087</b>	<b>35</b>

**REPUBLICAN STATE PRIMARY ELECTION  
JUNE 3, 2014**

PCT.	Governor		Sec of State	State Auditor	State Treasurer	Sec of Agriculture	Attorney General
	Terry Branstad	Tom Hoefling	Paul D. Pate	Mary Mosiman	Write-in	Bill Northey	Write-in
31-Asbury Fire Station	112	13	87	84	3	86	5
32-The Meadows Golf	104	17	79	72	0	71	1
33-Cascade City Hall	48	4	37	35	0	40	1
34- Peosta Community	112	29	101	96	3	96	3
35-Luxemburg C.H.	83	12	72	62	2	75	1
36- Hope Church	90	8	74	69	2	68	2
37- Xavier Church	52	5	38	34	2	42	0
38- Dyersville Social Cent.	47	6	41	38	1	38	1
39- Beckman School	97	8	73	63	0	75	0
40- Farley City Hall	28	6	24	23	0	21	0
41-Epworth Council	69	19	70	69	1	70	2
42-SS Peter & Paul Sch	86	11	68	62	2	67	1
43- Key West Fire	88	15	70	66	1	71	1
44- Bernard Fire	13	3	9	9	0	12	0
45- Swiss Valley Center	70	5	56	56	0	58	0
Rural Total	1,099	161	899	838	17	890	18
46- Absentee	300	34	265	257	6	248	9
Totals	2,766	400	2,323	2,207	66	2,225	62

**REPUBLICAN STATE PRIMARY ELECTION  
JUNE 3, 2014**

PCT.	State Senate District 29		State Rep #57	State Rep #58	State Rep #99	State Rep #100	Board of Supervisors	
	James A. Heavens	James R. Budde	Ryan J. Kilburg	Brian Moore	Write-in	Write-In	Daryl Klein	Write-in
1- Rockdale Methodist					6		122	3
2- Theisens					3		125	1
3- ARC Building					0		31	0
4- Journey Church					1		70	3
5-Tri-State Blind					2		104	2
6- Sumitt Cong. Church						3	91	3
7-Tri-State Blind					4		93	3
8-Emmaus Bible College						2	41	0
9-Westminister						0	42	1
10- Westminister					4		57	1
11-UAW Local 94 Hall						3	60	1
12-Windsor Park						1	52	3
13-Comiskey Park						1	27	1
14-Sacred Heart						2	25	2
15- Holy Trinity						0	36	0
16-Election Annex						0	10	0
17-St John's						0	14	0
18-Federal Building					0		28	1
19-YMCA Bldg					2		57	2
20-Fogarty Hall Center					1		99	2
<b>City Totals</b>					<b>23</b>	<b>12</b>	<b>1,184</b>	<b>29</b>

**REPUBLICAN STATE PRIMARY ELECTION  
JUNE 3, 2014**

PCT.	State Senate District 29		State Rep #57	State Rep #58	State Rep #99	State Rep #100	Board of Supervisors	
	James A. Heavens	James R. Budde	Ryan J. Killburg	Brian Moore	Write-in	Write-In	Daryl Klein	Write-in
31-Asbury Fire Station	39	57	83				89	4
32-The Meadows Golf	41	36	72				77	3
33-Cascade City Hall	17	24		40			39	2
34- Peosta Community	45	69	96				101	4
35-Luxemburg C.H.	42	42	69				75	5
36- Hope Church						4	77	3
37- Xavier Church	38	17	36				46	1
38- Dyersville Social	26	23	37				40	0
39- Beckman School	67	34	64				77	3
40- Farley City Hall	15	9	22				22	0
41-Epworth Council	42	31	64				73	2
42-SS Peter & Paul Sch	23	48	68				82	6
43- Key West Fire	32	46	72	0			73	7
44- Bernard Fire	5	4	9				13	3
45- Swiss Valley Center	26	36	54				59	3
Rural Total	458	476	746	40		4	943	46
46- Absentee	60	38	81	3	4	2	254	12
Totals	518	514	827	43	27	18	2,381	87



**REPUBLICAN STATE PRIMARY ELECTION  
JUNE 3, 2014**

PCT.	County Treasurer	County Recorder	County Attorney	VOTER STATS			
	Write-in	Shannon Lundgren	Write-in	Dem. Votes *	Rep. Votes *	Total Votes *	Percent
1- Rockdale Methodist	3	115	2	288	182	470	19.4%
2- Theisens	1	105	1	257	197	454	17.8%
3- ARC Building	0	33	0	156	56	212	14.4%
4- Journey Church	1	65	0	239	107	346	12.8%
5-Tri-State Blind	4	85	3	262	149	411	17.2%
6- Sumitt Cong. Church	1	74	1	194	147	341	16.4%
7-Tri-State Blind	1	77	0	301	137	438	17.1%
8-Emmaus Bible College	2	33	1	182	63	245	15.1%
9-Westminister	0	31	0	163	41	204	8.7%
10- Westminister	3	51	3	212	83	295	11.4%
11-UAW Local 94 Hall	2	49	2	201	87	288	14.5%
12-Windsor Park	1	44	1	308	98	406	19.4%
13-Comiskey Park	3	25	1	155	36	191	10.8%
14-Sacred Heart	2	22	2	90	33	123	7.5%
15- Holy Trinity	0	29	0	197	68	265	13.8%
16-Election Annex	0	8	0	79	19	98	7.7%
17-St John's	1	13	0	84	23	107	7.2%
18-Federal Building	1	23	0	145	43	188	10.3%
19-YMCA Bldg	0	51	0	211	87	298	14.9%
20-Fogarty Hall Center	1	77	2	330	133	463	20.9%
City Totals	27	1,010	19	4,054	1,789	5,843	

**REPUBLICAN STATE PRIMARY ELECTION  
JUNE 3, 2014**

PCT.	County Treasurer	County Recorder	County Attorney	VOTER STATS			
	Write-in	Shannon Lundgren	Write-in	Dem. Votes *	Rep. Votes *	Total Votes *	Percent
31-Asbury Fire Station	4	75	3	153	138	291	13.8%
32-The Meadows Golf	1	64	1	140	137	277	10.5%
33-Cascade City Hall	0	36	0	102	59	161	9.2%
34- Peosta Community	5	102	3	152	160	312	12.0%
35-Luxemburg C.H.	1	56	0	129	104	233	13.2%
36- Hope Church	3	55	2	129	118	247	12.0%
37- Xavier Church	0	36	2	34	73	107	12.1%
38- Dyersville Social Center	0	32	1	40	56	96	10.5%
39- Beckman School	0	58	0	66	117	183	10.1%
40- Farley City Hall	0	22	0	91	42	133	13.3%
41-Epworth Council	2	72	0	222	95	317	15.8%
42-SS Peter & Paul Sch	1	64	0	233	110	343	16.2%
43- Key West Fire	1	69	0	211	111	322	12.8%
44- Bernard Fire	0	13	0	51	20	71	15.3%
45- Swiss Valley Center	0	55	0	103	86	189	10.0%
Rural Total	18	809	12	1,856	1,426	3,282	186.8%
46- Absentee	5	223	9				
Totals	50	2,042	40	5,910	3,215	9,125	13.5%

\* Includes absentee voters.

**STATE PRIMARY STATISTICS**  
**JUNE 3, 2014**

PCT.	POLITICAL PARTY CHANGES					
	Rep - Dem	NP - Dem	Other - Dem	Dem - Rep	NP - Rep	Other - Rep
1- Rockdale Methodist	19	14	0	6	21	0
2- Theisens	6	16	0	9	14	0
3- ARC Building	6	7	0	6	2	0
4- Journey Church	13	20	0	7	10	0
5-Tri-State Blind	6	21	0	8	11	1
6- Sumitt Cong. Church	14	12	0	7	15	1
7-Tri-State Blind	6	17	0	12	6	0
8-Emmaus Bible College	4	8	0	6	3	0
9-Westminister	35	8	0	6	4	0
10- Westminister	11	24	0	9	3	0
11-UAW Local 94 Hall	6	10	0	7	8	0
12-Windsor Park	76	12	1	68	15	0
13-Comiskey Park	3	8	1	6	3	0
14-Sacred Heart	2	7	0	0	5	0
15- Holy Trinity	3	16	0	4	8	0
16-Election Annex	2	12	0	3	2	0
17-St John's	0	9	0	0	0	0
18-Federal Building	2	15	0	3	8	0
19-YMCA Bldg	1	19	0	2	6	0
20-Fogarty Hall Center	4	24	0	8	5	0
City Totals	219	279	2	177	149	2

**STATE PRIMARY STATISTICS  
JUNE 3, 2014**

PCT.	POLITICAL PARTY CHANGES					
	Rep - Dem	NP - Dem	Other - Dem	Dem - Rep	NP - Rep	Other - Rep
31-Asbury Fire Station	6	14	0	6	13	0
32-The Meadows Golf	21	19	0	32	12	0
33-Cascade City Hall	6	4	0	1	7	0
34- Peosta Community	7	16	0	11	15	0
35-Luxemburg C.H.	9	16	0	2	7	0
36- Hope Church	9	26	0	8	9	0
37- Xavier Church	2	6	0	2	2	0
38- Dyersville Social Center	2	4	0	2	8	0
39- Beckman School	11	3	0	6	8	0
40- Farley City Hall	1	7	0	0	1	0
41-Epworth Council	0	22	0	3	10	0
42-SS Peter & Paul Sch	15	45	0	4	13	1
43- Key West Fire	9	2	0	10	14	0
44- Bernard Fire	0	2	0	2	4	0
45- Swiss Valley Center	7	11	1	4	5	0
Rural Total	99	183	1	87	115	1
Totals	318	462	3	264	264	3

**STATE PRIMARY STATISTICS  
JUNE 3, 2014**

	ELIGIBLE VOTERS					VOTERS		
	Dem	Rep	NP	Other	TOTAL	DEM	REP	TOTAL
1- Rockdale Methodist	919	675	820	8	2,422	204	179	383
2- Theisens	984	742	819	3	2,548	179	180	359
3- ARC Building	654	303	519	0	1,476	89	50	139
4- Journey Church	1,010	666	1,019	4	2,699	140	90	230
5-Tri-State Blind	931	591	868	5	2,395	150	142	292
6- Sumitt Cong. Church	824	551	705	3	2,083	142	135	277
7-Tri-State Blind	1,168	590	796	7	2,561	188	121	309
8-Emmaus Bible College	690	381	544	4	1,619	106	55	161
9-Westminister	932	515	876	12	2,335	90	60	150
10- Westminister	1,092	529	946	12	2,579	138	74	212
11-UAW Local 94 Hall	900	371	703	11	1,985	150	79	229
12-Windsor Park	1,098	389	607	2	2,096	165	71	236
13-Comiskey Park	871	254	638	7	1,770	123	38	161
14-Sacred Heart	789	219	639	3	1,650	68	31	99
15- Holy Trinity	934	327	657	4	1,922	110	44	154
16-Election Annex	600	173	495	6	1,274	56	16	72
17-St John's	648	239	599	3	1,489	71	20	91
18-Federal Building	834	336	653	6	1,829	94	35	129
19-YMCA Bldg	881	419	693	8	2,001	142	79	221
20-Fogarty Hall Center	1,004	502	709	5	2,220	178	122	300
<b>City Totals</b>	<b>17,763</b>	<b>8,772</b>	<b>14,305</b>	<b>113</b>	<b>40,953</b>	<b>2,583</b>	<b>1,621</b>	<b>4,204</b>

**STATE PRIMARY STATISTICS  
JUNE 3, 2014**

	ELIGIBLE VOTERS					VOTERS		
	DEM	REP	NP	OTHER	TOTAL	DEM	REP	TOTAL
31-Asbury Fire Station	756	586	761	0	2,103	114	129	243
32-The Meadows Golf	771	817	1,046	3	2,637	105	127	232
33-Cascade City Hall	641	352	765	2	1,760	89	53	142
34- Peosta Community	766	786	1,037	5	2,594	114	145	259
35-Luxemburg C.H.	543	564	658	1	1,766	109	97	206
36- Hope Church	724	612	714	1	2,051	102	100	202
37- Xavier Church	269	303	315	0	887	21	59	80
38- Dyersville Social Cntr	269	264	380	2	915	31	54	85
39- Beckman School	541	576	699	1	1,817	49	107	156
40- Farley City Hall	405	196	398	2	1,001	82	34	116
41-Epworth Council	820	405	771	6	2,002	179	90	269
42-SS Peter & Paul Sch	828	490	795	5	2,118	130	100	230
43- Key West Fire	1,011	585	923	7	2,526	168	106	274
44- Bernard Fire	209	97	159	0	465	47	18	65
45- Swiss Valley Center	599	552	731	3	1,885	80	75	155
Rural Total	9,152	7,185	10,152	38	26,527	1,420	1,294	2,714
Absentees						1,869	338	2,207
Totals	26,915	15,957	24,457	151	67,480	5,872	3,253	9,125

**STATE PRIMARY STATISTICS  
JUNE 3, 2014**

	ABSENTEE BALLOT REQUESTS			BALLOTS RETURNED		
	DEM	REP	TOTAL	DEM	REP	TOTAL
1- Rockdale Methodist	83	14	97	78	10	88
2- Theisens	88	18	106	81	17	98
3- ARC Building	75	8	83	66	8	74
4- Journey Church	103	20	123	100	18	118
5-Tri-State Blind	122	11	133	112	9	121
6- Sumitt Cong. Church	64	12	76	53	12	65
7-Tri-State Blind	132	21	153	123	19	142
8-Emmaus Bible College	80	8	88	75	8	83
9-Westminister	44	13	57	42	13	55
10- Westminister	82	14	96	74	10	84
11-UAW Local 94 Hall	52	12	64	49	11	60
12-Windsor Park	160	30	190	144	27	171
13-Comiskey Park	21	1	22	30	1	31
14-Sacred Heart	21	3	24	18	3	21
15- Holy Trinity	107	32	139	88	24	112
16-Election Annex	25	3	28	24	3	27
17-St John's	19	3	22	16	3	19
18-Federal Building	57	8	65	51	8	59
19-YMCA Bldg	74	8	82	70	8	78
20-Fogarty Hall Center	171	11	182	159	10	169
<b>City Totals</b>	<b>1,580</b>	<b>250</b>	<b>1,830</b>	<b>1,453</b>	<b>222</b>	<b>1,675</b>

**STATE PRIMARY STATISTICS  
JUNE 3, 2014**

	ABSENTEE BALLOT REQUESTS			BALLOTS RETURNED		
	DEM	REP	TOTAL	DEM	REP	TOTAL
31-Asbury Fire Station	42	9	51	39	9	48
32-The Meadows Golf	36	10	46	35	10	45
33-Cascade City Hall	18	3	21	17	3	20
34- Peosta Community	43	15	58	41	15	56
35-Luxemburg C.H.	24	6	30	21	6	27
36- Hope Church	34	22	56	28	19	47
37- Xavier Church	16	17	33	13	14	27
38- Dyersville Social Cntr	9	2	11	9	2	11
39- Beckman School	19	12	31	17	12	29
40- Farley City Hall	10	8	18	9	8	17
41-Epworth Council	47	4	51	45	4	49
42-SS Peter & Paul Sch	114	12	126	104	12	116
43- Key West Fire	45	6	51	45	5	50
44- Bernard Fire	3	5	8	3	4	7
45- Swiss Valley Center	25	11	36	23	10	33
Rural Total	485	142	627	449	133	582
Totals	970	392	2,457	1,902	355	2,257